

**OFF-
ROAD
LIVIN'**

A photograph of two people on a Can-Am Outlander utility vehicle in a field at sunset. The person on the right is wearing a helmet and a plaid shirt, and is sitting on the vehicle. The person on the left is wearing a dark shirt and a cap, and is standing next to the vehicle. The vehicle is a three-wheeled utility vehicle with a cargo bed in the back. The background shows a field of tall grass and a sunset sky with a large, bright sun.

can-am[®]
OUTLANDER

PRODUCT SPEC BOOK
VEHICLE SPECIFICATIONS • ACCESSORIES

2022

2022 OUTLANDER

VEHICLE SPECIFICATIONS

FEATURED PACKAGES

Outlander 450/570 **6**

Outlander XT 650/1000R **8**

COMPARATIVE CHART

ATV Lineup **10**

ACCESSORIES

Compatibility Guide	24
LinQ®: Easy On, Easy Off Cargo	25
Racks & Holders	29
Cargo & Storage	31
Can-Am Windshields	32
Handlebars & Mirrors	34
Seats	35
HMWPE Skid Plates	36
Aluminum Skid Plates	37
HMWPE & Aluminum Skid Plates	39
Bumpers & Guards	40
Lights & Electrical	43
Winches	47
Hitches	49
Performance	50
Covers, Decals & Add-Ons	53
Apache Track Systems	55
Promount Plows	57
Tyres & Rims	62

can-am
OUTLANDER



VEHICLE SPECIFICATIONS



VEHICLE SPECIFICATIONS

FEATURED PACKAGES

Outlander 450/570 **6**

Outlander XT 650/1000R **8**

COMPARATIVE CHART

ATV Lineup **10**

**OFF-
ROAD
LIVIN'**



OUTLANDER 450/570

HIGHLIGHTS

- Rotax® engine options
- Speed limiter
- Continuously Variable Transmission (CVT) with engine braking
- Tri-Mode Dynamic Power Steering (DPS)
- 26 in. Carlisle ACT HD 6-ply tyres
- 12 in. steel wheels
- Double A-arm front suspension
- Torsional Trailing arm Independent (TTI) rear suspension
- Visco-Lok QE auto-locking front differential
- 1,300 lb (590 kg) towing capacity
- Heavy-duty front bumper
- Surrounding Spar Technology (SST) G2 frame with Geometric Contact Control
- RF Digitally Encoded Security System (D.E.S.S.)
- 500 W magneto
- Multifunction digital gauge
- Steel racks with LinQ quick-attach accessory system and a combined 360 pounds (163.3 kg) capacity
- 2.9 gal (10.9 L) water-resistant rear compartment

 Tundra Green



ENGINES	450	570
Type	38 hp, Rotax 427 cc single cylinder, liquid-cooled	48 hp, Detuned Rotax 650 V-twin, liquid-cooled
Fuel Delivery System	Intelligent Throttle Control (ITC™) with Electronic Fuel Injection (EFI)	
Transmission	CVT, P/R/N/H/L, standard engine braking	
Drive Train	Selectable 2WD / 4WD with Visco-Lok QE auto-locking front differential	
Power Steering	Tri-Mode Dynamic Power Steering (DPS)	

SUSPENSIONS

Front Suspension	Double A-arm 9 in. (22.9 cm) travel
Front Shocks	Oil
Rear Suspension	Torsional Trailing arm Independent (TTI) 8.8 in. (22.4 cm) travel
Rear Shocks	Oil

TYRES & WHEELS

Front Tyres	Carlisle ACT HD 26 x 8 x 12 in.
Rear Tyres	Carlisle ACT HD 26 x 10 x 12 in.
Wheels	12 in. steel

BRAKES

Front	Dual 214 mm disc brakes with hydraulic twin-piston calipers
Rear	Single 214 mm disc brake with hydraulic twin-piston caliper

DIMENSIONS & CAPACITIES

	450	570
Estimated Dry Weight*	678 lb (308 kg)	704 lb (319 kg)
L x W x H	83 x 46 x 49 in. (211 x 116.8 x 124 cm)	
Wheelbase	51 in. (129.5 cm)	
Ground Clearance	11.5 in. (29.2 cm)	
Seat Height	33.8 in. (85.8 cm)	
Rack Capacity	Front: 120 lb (54.4 kg)/Rear: 240 lb (109 kg)	
Storage Capacity	Rear: 2.9 gal (10.9 L)	
Towing Capacity	1,300 lb (590 kg)	
Fuel Capacity	5.4 gal (20.5 L)	

FEATURES

Gauge	4.5 in. digital display: speedometer, tachometer, odometer, trip and hour meters, gear position, 4 x 4 indicator, temperature, engine lights, electronic fuel gauge and clock
Instrumentation	Lighter-type DC outlet in console, standard connector in the back (15 A)
Anti-Theft System	RF Digitally Encoded Security System (D.E.S.S.™)
Lighting	70 W from dual 35-W front light / brake light
Winch	Prewired for available winch
Seat	Reinforced seat skin
Protection	Heavy-duty front bumper

WARRANTY

Factory Warranty	2 years/15,000 km warranty, whichever comes first
------------------	---



FEATURE HIGHLIGHTS

1

Choice of Powerful Rotax Engines

Two engines so tough that choosing won't be easy: the 38-horsepower single-cylinder Rotax 450 or 48-hp Rotax 570 V-Twin. Each offers responsive power that's strong, smooth, and efficient.

2

Tow with Confidence

The Can-Am Outlander tows 1,300 lbs (590 kg) with ease. A rear hitch plate comes standard, and the ride is pre-wired for a winch in case drivers plan to push the limits—which they will.

3

Smooth Riding

Put it in H and go: a Continuously Variable Transmission (CVT) keeps the Can-Am Outlander within its powerband, for efficient, torque-rich response at all speeds and no need to worry about selecting gears.

4

Range to Roam

Longer rides are no longer a dare. A 5.4-gallon (20.5 L) fuel capacity and Electronic Fuel Injection (EFI) means more miles per gallon and more adventures per tank.

5

Trip Info at Your Fingertips

The multifunction digital display keeps the Can-Am Outlander's crucial information at hand. Features include speedometer, gear position, temperature, engine lights control, electronic fuel gauge, clock, and more.

OUTLANDER XT 650/1000R

HIGHLIGHTS

- Rotax® V-Twin engine options
- Arched double A-arm front suspension with front sway bar
- Continuously Variable Transmission (CVT) with engine braking
- Tri-Mode Dynamic Power Steering (DPS)
- 3,500 lb (1,588 kg) winch
- Heavy-duty front and rear bumpers
- Handlebar wind deflectors
- Painted plastics for premium look
- 14 in. cast-aluminum wheels
- 26 in. ITP Terracross radial tyres
- Surrounding Spar Technology (SST) G2 frame with Geometric Contact Control
- Torsional Trailing arm Independent (TTI) rear suspension
- 650 W magneto
- High-strength, multifunction racks with LinQ™ quick-attach accessory system
- 5.7 gal (21.4 L) water-resistant rear compartment



 Oxford Blue / 650 / 1000R

ENGINES	650	1000R
Type	62 hp, Rotax 650 cc V-twin, liquid-cooled	91 hp, Rotax 976 cc V-twin, liquid-cooled
Fuel Delivery System	Electronic Fuel Injection (EFI)	Intelligent Throttle Control (ITC™) with Electronic Fuel Injection (EFI)
Transmission	CVT, P/R/N/H/L, standard engine braking	
Drive Train	Selectable 2WD/4WD with Visco-Lok ¹ QE auto-locking front differential	
Power Steering	Tri-Mode Dynamic Power Steering (DPS)	

SUSPENSIONS

Front Suspension	Arched double A-arm with front sway bar 9.2 in. (23.3 cm) travel
Front Shocks	Oil
Rear Suspension	Torsional Trailing arm Independent (TTI) 9.9 in. (25.1 cm) travel
Rear Shocks	Oil

TYRES & WHEELS

Front Tyres	ITP Terracross 26 x 8 x 14 in.
Rear Tyres	ITP Terracross 26 x 10 x 14 in.
Wheels	14 in. cast-aluminum

BRAKES

Front	Dual 214 mm disc brakes with hydraulic twin-piston calipers
Rear	Single 214 mm disc brake with hydraulic twin-piston caliper

DIMENSIONS & CAPACITIES

	650	1000R
Estimated Dry Weight*	749 lb (341 kg)	826 lb (375 kg)
L x W x H	86 x 48 x 49.5 in. (218.4 x 121.9 x 126 cm)	
Wheelbase	51 in. (129.5 cm)	
Ground Clearance	11 in. (27.9 cm)	
Seat Height	34.5 in. (87.7 cm)	
Rack Capacity	Front: 100 lb (45 kg)/Rear: 200 lb (90 kg)	
Storage Capacity	Rear: 5.7 gal (21.4 L)	
Towing Capacity	1,650 lb (750 kg)	
Fuel Capacity	5.4 gal (20.5 L)	

FEATURES

Gauge	4.5 in. digital display: speedometer, tachometer, odometer, trip and hour meters, gear position, 4 x 4 indicator, temperature, engine lights, electronic fuel gauge and clock	
Instrumentation	Lighter-type DC outlet in console, standard connector in the back (15 A)	
Anti-Theft System	N/A	RF Digitally Encoded Security System (D.E.S.S.™)
Lighting	230 W from twin 60 W projectors and dual 55 W reflectors with tail light/brake light	
Winch	3,500 lb (1,588 kg) winch	
Seat	Standard	
Protection	Heavy-duty front and rear bumpers Handlebar wind deflectors Mudguards	

WARRANTY

Factory Warranty	2 years/15,000 km warranty, whichever comes first
------------------	---



FEATURE HIGHLIGHTS

1

TTI Suspension

The only independent rear suspension that eliminates scrub and camber changes, the wheels pivot up and down rather than in a butterfly motion. This ensures the vehicle moves only in the direction you point it. Reconfigured for improved traction and optimal transfer of power to the ground.

2

Rotax Engine

We start building every Can-Am ATV with a Rotax engine featuring best-in-class power and industry-leading power-to-weight ratio. The whole ATV is designed to work with this power, to give you a true performance edge. That's true for all of our signature engines.

3

DPS

Dynamic Power Steering (DPS) improves steering feel in slowspeed working situations and in more technical terrain. It's also designed to offer less assistance at high speeds and more assistance at low speeds.

4




LinQ

The exclusive LinQ quick-attach system that enables you to add and remove Can-Am accessories in just seconds, including trunk boxes, modular bags, rack extensions and more.

5

Protection

Heavy-duty front & rear bumpers, Handlebar wind deflectors, RF Digitally Encoded Security System (D.E.S.S.™)

		OUTLANDER 450/570		OUTLANDER XT		OUTLANDER MAX XT
						
COLOR OPTIONS		Tundra Green		Oxford Blue		Oxford Blue Mossy Oak Break-Up Country Camo
ENGINES	Type	450	570	650	1000R	650
		38 hp, Rotax 427 cc single cylinder, liquid cooled	48 hp, Rotax 570 cc V-twin, liquid cooled	62 hp, Rotax 650 cc V-twin, liquid cooled	91 hp, Rotax 976 cc V-twin, liquid cooled	62 hp, Rotax 650 cc V-twin, liquid cooled
	Fuel Delivery System	Electronic Fuel Injection (EFI)		Electronic Fuel Injection (EFI)	Intelligent Throttle Control (ITC™) with Electronic Fuel Injection (EFI)	Electronic Fuel Injection (EFI)
	Transmission	CVT, P/R/N/H/L, standard engine braking				
	Drive Train	Selectable 2WD/4WD with Visco-Lok auto-locking front differential				
	Power Steering	N/A		Tri-Mode Dynamic Power Steering (DPS)		
SUSPENSIONS	Front Suspension	Double A-arm 9 in. (22.9 cm) travel		Arched double A-arm with front sway bar 9.2 in. (23.3cm) travel		
	Front Shocks	Oil				
	Rear Suspension	Torsional Trailing arm Independent (TTI) 8.8 in. (22.4 cm) travel		Torsional Trailing arm Independent (TTI) 9.9 in. (25.1 cm) travel		
	Rear Shocks	Oil				
TYRES/ WHEELS	Front Tyres	Carlisle Trail Wolf 25 x 8 x 12 in.		ITP ¹ Terracross 26 x 8 x 14 in.		
	Rear Tyres Wheels	Carlisle Trail Wolf 25 x 10 x 12 in. 12-in. steel		ITP ¹ Terracross 26 x 10 x 14 in. 14-in. cast-aluminum		
BRAKES	Front	Dual 214 mm disc brakes with hydraulic twin-piston calipers				
	Rear	Single 214 mm disc brake with hydraulic twin-piston calipers				
DIMENSIONS/CAPACITIES	Estimated Dry Weight *	678 lb (308 kg)	704 lb (319 kg)	749 lb (341 kg)		827 lb (375 kg)
	L x W x H	83 x 46 x 49 in. (211 x 116.8 x 124 cm)		86 x 48 x 49.5 in. (218.4 x 121.9 x 126 cm)		94 x 48 x 53 in. (238.8 x 121.9 x 135 cm)
	Wheelbase	51 in. (129.5 cm)				59 in. (149.9 cm)
	Ground Clearance	10.5 in. (26.7 cm)		11 in. (27.9 cm)		
	Seat Height	33.8 in. (85.8 cm)		34.5 in. (87.7 cm)		
	Rack Capacity	Front: 120 lb (54.4 kg)/Rear: 240 lb (109 kg)		Front: 100 lb (45 kg)/Rear: 200 lb (90 kg)		
	Storage Capacity	Rear: 2.9 gal (10.9 L)		Rear: 5.7 gal (21.4 L)		
	Towing Capacity	1,300 lb (590 kg)		1,650 lb (750 kg)		
	Fuel Capacity	5.4 gal (20.5 L)				
FEATURES	Gauge	Multifunction digital: Speedometer, tachometer, odometer, trip & hour meters, fuel, gear position, 4 x 4 indicator, diagnostics, clock		4.5-in. digital display: Speedometer, tachometer, odometer, trip & hour meters, gear position, 4 x 4 indicator, temperature, engine lights, electronic fuel gauge & clock		
	Instrumentation	Lighter type DC Outlet in console, standard connector in the back (15-A)				
	Anti-theft System	N/A				RF Digitally Encoded Security System
	Lighting	70 W from dual 35-W front light/brake light		230 W from twin 60-W projectors and dual 55-W reflectors with tail light/brake light		
	Winch	Prewired for available winch		3,500-lb (1,588 kg) winch		
	Seat	Standard				Convertible Rack System (CRS)
	Protection	N/A		Heavy-duty front & rear bumpers Handlebar wind deflectors Mudguards		



ACCESSORIES



ACCESSORIES

Compatibility Guide	24	Bumpers & Guards	40
LinQ®: Easy On, Easy Off Cargo	25	Lights & Electrical	43
Racks & Holders	29	Winches	47
Cargo & Storage	31	Hitches	49
Can-Am Windshields	32	Performance	50
Handlebars & Mirrors	34	Covers, Decals & Add-Ons	53
Seats	35	Apache Track Systems	55
HMWPE Skid Plates	36	Promount Plows	57
Aluminum Skid Plates	37	Tyres & Rims	62
HMWPE & Aluminum Skid Plates	39		

IT'S ALL HERE, NOW GET OUT THERE.



FIT AND COMPATIBILITY

For us, innovation is a no-brainer. All our accessories work together, right out of the box. So take your pick. Then pick some more.



STYLE AND VISION

We've upped the ante when it comes to accessories. Not just designed to look good, but perform right for real riders. All killer, no filler.



QUALITY AND RELIABILITY

Our Can-Am accessories are made right the first time. And to top it off we threw in a 1-year warranty. You're welcome. Install them yourself or at an authorized dealer.

BRP 1-YEAR LIMITED WARRANTY*

For new Can-Am accessories, genuine parts, and co-branded products sold through BRP. Includes items installed by you or an authorized BRP dealer.

can-am

*Use other than which the product is designed for will void the product limited warranty. Other exclusions may apply, the warranty is subject to the exclusions, limitations of liabilities and all other terms and conditions of BRP's standard limited warranty. See complete limited warranty or contact your Can-Am Off-Road authorized dealer. Applies only to BRP-made products or co-branded products made by currently accredited BRP partners. Purchased at an authorized BRP dealership/distributor or from a BRP-authorized online store. Unless otherwise stipulated or required by law. This limited warranty does not apply to factory installed accessories. This limited warranty does not apply on Evinrude parts and accessories. This limited warranty is effective as of March 1, 2016.

ATV ACCESSORY COMPATIBILITY GUIDE

We've made things super simple.

- Check your model year
- Choose engine and model
- Learn your **PLATFORM CODE**

This **PLATFORM CODE** will let you know at a glance if the accessory is compatible with your vehicle.

MODEL YEAR	MODEL	ENGINE CONFIGURATION	PLATFORM CODE
2015	Outlander L	450, 500	G2L
	Outlander	500, 650, 800, 1000	G2
	Outlander L MAX	450, 500	G2L
	Outlander MAX	500, 650, 800, 1000	G2
	6x6	650, 1000	G2
	Renegade	500, 800, 1000	G2S
2016	Outlander L	450, 570	G2L
	Outlander	570, 650, 850, 1000	G2
	Outlander L MAX	450, 570	G2L
	Outlander MAX	570, 650, 850, 1000	G2
	6x6	650, 1000	G2
	Renegade	570, 850, 1000	G2S
2017 2018	Outlander	450, 570	G2L
	Outlander	650, 850, 1000	G2
	Outlander MAX	450, 570	G2L
	Outlander MAX	650, 850, 1000	G2
	6x6	650, 1000	G2
	Renegade	570, 850, 1000	G2S
2019 2020 2021 2022	Outlander	450, 570	G2L
	Outlander	650, 850, 1000R	G2
	Outlander MAX	450, 570	G2L
	Outlander MAX	650, 850, 1000R	G2
	6x6	450	G2L
	6x6	650, 1000	G2
Renegade	570, 650, 850, 1000R	G2S	



G2L 6x6



G2 6x6



G2



G2L



G2S

LinQ®: EASY ON, EASY OFF CARGO

LinQ ACCESSORIES

- No tools needed: Quickly install and remove accessories by hand.
- Equip your Can-Am for specialized tasks in no time.
- Sturdy mounting system that holds up to the roughest terrain.

COMPATIBILITY/REQUIREMENTS

	OUTLANDER 450/570	OUTLANDER	RENEGADE
LinQ ACCESSORIES WITH 16" BASE <ul style="list-style-type: none"> • LinQ anchors mounted 16 inches apart, center-to-center. • Lower loading capacity than the LinQ with 36" base accessories. • Can be used on Can-Am ATV and SSV vehicles, Can-Am Spyder and Ryker vehicles, Sea-Doo watercraft and Ski-Doo snowmobiles. 			
LinQ 4.2 Gal (16 L) Cooler 295100698 LinQ Tool Box 715008111 LinQ SR 5.5 Gal (21 L) Bag 860202449 LinQ 4.5 Gal (17 L) Sport Bag 860202447 LinQ Modular Box 715005494 • (10 L) 715007112 • (20 L) 715006830 • (30 L) LinQ Tool Kit 715006829 LinQ Dry Bag 715008110	LinQ Adapter Plate 715007273 & LinQ Base Installation Kit 715008125	LinQ Anchor Adapter Kit 715004960	LinQ Luggage Rack 715001734 OR LinQ Adaptor Plate 715007274 & LinQ Base Installation Kit 715008125
LinQ ACCESSORIES WITH 36" BASE <ul style="list-style-type: none"> • Mount on LinQ racks often used by Can-Am ORV vehicles. • Higher loading capacity than the LinQ with 16" base accessories. • Usage is limited to Can-Am ORV vehicles. 			
LinQ 12 Gal (45 L) Cargo Box 715003879 LinQ 23 Gal (86 L) Trunk Box 715004923 LinQ 32 Gal (121 L) Trunk Box 715001747 (2-up) / 715001749 (MAX) LinQ 11.5 Gal (43 L) Audio Cargo Box 715003018 LinQ 8 Gal (30 L) Cooler Box 715004778 • Black / 715004698 • Grey LinQ Premium Storage Bag by OGIO 715002923 • Black / 715003248 • Camo LinQ Heavy Duty Basket 715001215 LinQ Low Profile Basket 715004282	LinQ Base 715002350 No compatibility LinQ Base 715002350 No compatibility LinQ Base 715002350	No further requirements	LinQ Luggage Rack 715001734
LinQ HOLDERS			
LinQ 4" Rack 715001711 • Silver / 715001665 • Black LinQ 6" (15 cm) Rack Extension 715001712 • Silver / 715001671 • Black LinQ Mounted Gear Grips 715005340 LinQ Tool Holder 715007358 LinQ Gun Boot Rack 715002112 715002113	Not compatible *Alternative 5" or 8" Rack Extensions (715001913 or 715001914) are available for G2L. LinQ Base 715002350 Not compatible *Alternative Gun Boot Racks (715001918 or 715001919) are available for G2L.	No further requirements	LinQ Luggage Rack 715001734 No compatibility

LinQ ACCESSORIES WITH 16" BASE

LinQ Modular Box	G2, G2L, G2S	715005494 • (10 L)
		715007112 • (20 L)
		715006830 • (30 L)



- Allows stacking of other modular boxes to always have the right gear accessible.
- Always have the right box size to fit everything.
- Can be installed on any LinQ base with a 16" width.
- See table for installation location and requirements.

Thermal Insert For LinQ Modular Box (10 L)	G2, G2L, G2S	219401110
---	--------------	------------------



- Insulated liner.
- Fits very well in the LinQ Modular Box (10 L).
- Can contain five 473 ml cans or six 355 ml cans.

LinQ Tool Kit	G2, G2L, G2S	715006829
----------------------	--------------	------------------



- Includes:
 - Cutter pliers.
 - Long-nose pliers.
 - Locking pliers.
 - Ratchet wrench 3/8" drive.
 - 6" ratchet extension.
 - Integrated CVT belt storage location (belt not included).
 - Long-socket 19 mm 3/8" drive - 6pts.
 - Socket 18 mm 3/8" drive.
 - Long-socket 17 mm 3/8" drive - 6pts.
 - Socket 15 mm 3/8" drive.
 - Socket 13 mm 3/8" drive.
 - Socket 10 mm 3/8" drive.
 - Socket 8 mm 3/8" drive.
 - Combined wrench 19 mm.
 - Combined wrench 18 mm.
 - Combined wrench 15 mm.
 - Combined wrench 13 mm.
 - Combined wrench 10 mm.
 - Combined wrench 8 mm.
 - Socket torx T30 3/8" drive.
 - Socket torx T20 3/8" drive.
 - Breaker bar 3/8" drive.
 - See table for installation location and requirements.

LinQ 4.2 Gal (16 L) Cooler	G2, G2L, G2S	<ul style="list-style-type: none"> ■ 219400964 • Black ■ 295100698 • Grey
-----------------------------------	--------------	---



- All the benefits of LinQ—simple, fast and secure.
- Rotomolded construction for exceptional rigidity and durability.
- Premium-quality foam insulation for optimal ice retention.
- Uses LinQ mounting system (Patent US 8777531 and US 8875830).
- Easy one-second on/off tool-less system.
- See table for installation location and requirements.

LinQ Tool Box	G2, G2L, G2S	715008111
----------------------	--------------	------------------



- High precision injected HDPE construction provides rigidity and durability.
- 5 gal (19 L) maximum capacity.
- Weather-resistant, sealed and lockable cover.
- Marinized for salt water purposes.
- See table for installation location and requirements.

LinQ Dry Bag	G2, G2L, G2S	715008110
---------------------	--------------	------------------



- Fully waterproof roll-top dry bag will securely store and confine your equipment.
- LinQ mounted using heavy-duty rigid plastic base.
- High capacity storage solution 10.6 gal (40 L).
- Bottom foam liner for additional equipment protection.
- Integrated handle for easy transportation on/off the vehicle.
- Marinized for salt water purposes.
- See table for installation location and requirements.

SR 5.5 Gal (21 L) LinQ Bag	G2, G2L, G2S	860202449
-----------------------------------	--------------	------------------



- Semi-rigid expandable bag.
- 5.5 gal (21 L) capacity.
- See table for installation location and requirements.

LinQ 4.5 Gal (17 L) Sport Bag	G2, G2L, G2S	860202447
--------------------------------------	--------------	------------------



- 4.5 gal (17 L) capacity.
- Rigid bottom, semi-rigid top.
- See table for installation location and requirements.

LinQ ACCESSORIES WITH 36" BASE

NEW Large Cargo Box

G2, G2L (Except 6x6)

715007001



- Rear bed to carry large items.
- Anchor points (D-ring), LinQ fixtures for tool holder, and marks to allow the installation of a 16" accessory.
- Also has a mat for the floor and slot to enable the installation of a divider and a slot for a divider to close the recess on the rear vertical lip.
- It is installed on ATV platforms through the LinQ system and hooks to make it easily installable and removable.

LinQ 12 Gal (45 L) Cargo Box

G2 (front only for 6x6 & MAX models 2013-2014), G2L, G2S

715003879



- LinQ mounted for easy on, easy off installation.
- Holds cargo safely and securely while riding.
- See table for installation location and requirements.

LinQ 23 Gal (86 L) Trunk Box

G2 (except 6x6 models), G2L, G2S

715004923



- LinQ mounted for easy on, easy off installation.
- Lockable and weather-resistant.
- Holds cargo safely and securely while riding.
- Comfort pads for passenger.
- See table for installation location and requirements.

LinQ 32 Gal (121 L) Trunk Box

G2 (except MAX models & 6x6), G2S
European Version (EC compliant)

715001747

715001748 • No rear tail light.



- LinQ Retrofit Adaptor Plate (715001334) is required for G1 models.
- Trunk Box Panels available in many colors to match your vehicle (sold separately).
- See table for installation location and requirements.

LinQ 32 Gal (121 L) Trunk Box for Outlander Max

G2 (MAX models only except 6x6 models)
European Version (EC compliant)

715001749

715001750 • No rear tail light.



- Passenger comfort is ensured on active rides as well as longer recreational rides thanks to the ergonomically designed passenger padding comfort-fitted with a portion made of closed cell foam that won't absorb water.
- Very easy to embark even when driver is seated.
- Trunk Box Panels available in many colors to match your vehicle (sold separately).

LinQ 32 Gal (121 L) Trunk Box Panels

G2 (except 6x6 models), G2S

- **715001391** • Black
- **715001392** • Yellow
- **715001395** • Viper Red
- **715002481** • White
- **715002480** • Light Grey

- **715002984** • Octane Blue
- **715002985** • Manta Green
- **715002986** • Can-Am Red
- **715006119** • Orange Crush
- **715006120** • Squadron Green
- **715007074** • Tundra Green



- Color panels to match the LinQ 32 gal (121 L) LinQ Trunk Box to your vehicle.

LinQ 32 Gal (121 L) Trunk Box Panels
(Not illustrated)

EUROPEAN VERSION
(EC compliant)

- **715001397** • Black
- **715001398** • Yellow
- **715006124** • Viper Red
- **715002483** • White

- **715002482** • Light Grey
- **715006122** • Manta Green
- **715006121** • Can-Am Red
- **715006123** • Orange Crush

- Color panels to match the LinQ 32 gal (121 L) LinQ Trunk Box to your vehicle.
- No rear tail light.

Camo Decals for Black Trunk Box Panels
(Not illustrated)

■ **715002975** • Mossy Oak Break-Up Country Camo

■ **715001683** • Next G-1 Vista Camo

- Camo pattern perfectly matches your camo vehicle.


LinQ 11.5 Gal (43 L) Audio Cargo Box


G2 (front only for 6x6 & MAX models 2013-2014), G2L, G2S


715003018




- Mounts on/off easily to hold/carry cargo safely and securely.
- The Bluetooth enabled receiver and 6.5" (16.5 cm) speakers are smartly concealed and integrated in the cover.
- Automatic shut-off function protects your battery by turning the system off after 10 minutes of inactivity.
- Backlit control panel perfect for night riding.
- Water-resistant speakers.
- Delivers the best sound quality on the market to sweeten your ride courtesy of a built-in full range high-efficiency amplifier.
- See table for installation location and requirements.


LinQ 8 Gal (30 L) Cooler Box	G2 (except 6x6 models), G2S	■ 715004778 • Black ■ 715004698 • Grey
	<ul style="list-style-type: none"> • LinQ mounted for easy on, easy off installation. • Rotomolded construction provides exceptional rigidity and durability. • Premium-quality foam insulation for optimal ice retention. • Integrated, fully-removable compartment protects food. • Robust rubber latches keep the cover tightly closed. • Weather-resistant. • Convenient drain plug. • See table for installation location and requirements. 	


LinQ Premium Storage Bag by OGIO	G2 (except 6x6 models), G2L, G2S	■ 715002923 • Black ■ 715003248 • Mossy Oak Break-Up Country Camo
	<ul style="list-style-type: none"> • LinQ mounted for easy on, easy off installation. • Holds cargo safely and securely while riding. • See table for installation location and requirements. 	

LinQ Low Profile Basket	G2, G2L (front only for MAX & 6x6 models), G2S	715004282
	<ul style="list-style-type: none"> • Low profile, open basket increases cargo space. • Perfect for easy access to tools, rope, winch and plow accessories. • Multiple bungee cord and tie-down anchor points. • Made of impact-resistant injected polypropylene. • See table for installation location and requirements. 	

LinQ Heavy-Duty Basket	G2, G2L (front only for MAX & 6x6 models), G2S	715001215
	<ul style="list-style-type: none"> • Made of high-strength, low-alloy steel. • LinQ mount for easy on, easy off installation. • Can be placed on both front and back racks of vehicle. • See table for installation location and requirements. 	

LinQ HOLDERS

LinQ Tool Holder	G2, G2S, G2L	715007358
	<ul style="list-style-type: none"> • Ultra-versatile tool holder. • Convenient swivel-latch allows tools to be stored in any orientation. • Sold in pairs. 	

LinQ Gear Grips	G2, G2S, G2L	715005340
	<ul style="list-style-type: none"> • Durable and flexible grips provide a custom fit for a variety of items from 1" to 4" (2.5 cm to 10 cm) in diameter. • Heavy-duty design for carrying bows, fishing poles, rakes, farm tools and more. • Quick-release button opens grip quickly for easy access to gear. • Heavy-duty base system built for the toughest adventures. • Make transporting your tools a snap by combining the Gear Grips with the LinQ System. • 360° orientation. • Sold in pairs. 	

LinQ MOUNTING

LinQ Anchor Adaptor Kit

G2, G2S

715004960



- Allows the installation of accessories with LinQ base of 16" on LinQ racks.
- Tool-less installation and removal.
- For G2S, the LinQ Luggage Rack (715001734) is required for installation.

LinQ Base

G2L

715002350



- Made of polypropylene glass fiber.
- Allows you to install LinQ accessories.
- Sold in pack of 4.

LinQ Lock

G2, G2S, G2L,

860201968



- Simple way to lock most LinQ accessories in place.
- Retrofits most LinQ accessories.
- A cover protects the lock from the elements.
- Not compatible with Tool Holder or Working Light.
- Pack of one.
- Comes with two keys.

LinQ Replacement Parts

715001707



- Unique mounting fastener usable on any LinQ System accessory.
- Tool-less installation and removal.
- Sold in pairs.

RACKS & HOLDERS

LinQ Rack Extension – 4" (10 cm)

G2, G2S

■ **715001711** • Silver
■ **715001665** • Black



- Fits front or rear.
- Strong and durable.
- Helps keep cargo securely in place.
- Easy and tool-less installation thanks to the LinQ System.
- Anti-corrosion coating with durable powder coat finish.
- LinQ Luggage Rack (715001734) is required for G2S.

LinQ Rack Extension – 6" (15 cm)

G2, G2S

■ **715001712** • Silver
■ **715001671** • Black



- Fits front or rear.
- Strong and durable.
- Helps keep cargo securely in place.
- Easy and tool-less installation thanks to the LinQ System.
- Anti-corrosion coating with durable powder coat finish.
- LinQ Luggage Rack (715001734) is required for G2S.

Rack Extension – 5" (13 cm)

G2L

715001913



- Fits front or rear.
- Made of carbon steel.
- Provides tie-down points to secure cargo on racks.
- Easy installation on tubular rack.
- Anti-corrosion coating with durable powder coat finish.

Rack Extension – 8" (20 cm)	G2L	715001914
	<ul style="list-style-type: none"> • Fits front or rear. • Made of carbon steel. • Provides tie-down points to secure cargo on racks. • Easy installation on tubular rack. • Anti-corrosion coating with durable powder coat finish. 	
Rear Aluminum Rack	G2S	715001360
	<ul style="list-style-type: none"> • 30 lb (14 kg) capacity. • Compact, lightweight aluminum construction. • Engraved Can-Am logo. • Stamped 5052 aluminum center plate. • Easy to install. 	
LinQ Luggage Rack	G2S (except X mr models)	715001734
	<ul style="list-style-type: none"> • Bolt-on rack. • Enables use of LinQ mounted accessories on the G2S. 	
LinQ Base Plate	G2L	715007273
	<ul style="list-style-type: none"> • Enables use of 16" wide LinQ base accessories on G2L to extend cargo options and journey opportunities. • Includes two LinQ bases and hardware. 	
LinQ Base Plate	G2S	715007274
	<ul style="list-style-type: none"> • Enables use of 16" wide LinQ base accessories on G2S to extend cargo options and journey opportunities. • Includes two LinQ bases and hardware. 	
Gun Boot Rack	G2L (except MAX models) G2L (MAX models only)	715001918 715001919
	<ul style="list-style-type: none"> • Made of steel. • Designed for the tubular rack. • For use with Gun Boot 6.0 Impact by Kolpin. • Can be mounted to either side of the vehicle. 	
Gun Boot 6.0 Impact[†] By Kolpin[†]	G2, G2L	715001419
	<ul style="list-style-type: none"> • Extra room for pistol-grip-type weapons and small bipods. • Easily fits firearms up to 51" (130 cm) in total length. • Provides ample room for 2 3/8" (60 mm) scopes. • Hatchback design allows easy access. • Ergonomically designed handle and molded attachment points for sling. • Snap-close cover with locking capability. • Designed to accommodate left and right hand bolt-action rifles and shotguns. • Includes removable, shock absorbing foam and nylon Impact liner for superior interior protection. • Requires appropriate mounting kit for installation. 	
LinQ Gun Boot Rack (Not illustrated)	G2 (except MAX, 6x6 & X mr 1000) G2 (MAX & X mr 1000 models only)	715002112 715002113
<ul style="list-style-type: none"> • This lightweight Gun Boot Rack can be mounted on either side of your Outlander using the tool-less LinQ System. • For use with Gun Boot 6.0 Impact by Kolpin. 		

Multi-Fit Holder

G2, G2L

715002354 • Single
715001945 • Double



- Open U-shaped bracket for carrying tools (shovel, axe) and hunting weapons (rifle, bow) that are safely secured, but easily accessible.
- Easy installation on tubular rack, extension racks, basket or bumpers.
- For G2, the LinQ Rack Extension (715001711) is required.
- Sold in pairs.

LinQ Gear Grips

G2L

715001421



- Durable, flexible grips cushion and protect while providing a custom fit for a variety of items from 1" to 4" (2.5 cm to 10 cm) in diameter.
- Heavy-duty design for carrying bows, fishing poles, rakes, farm tools and more.
- Quick-release button opens grip quickly for easy access to gear.
- Heavy-duty base system built for the toughest adventures.
- Easy installation on tubular racks, extension racks, brackets or bumpers.
- Sold in pairs.

CARGO & STORAGE

Log Bars

G2 (6x6 models only)

715001987



- Log bars allow you to convert the cargo bed into a perfect transport space for 4' (120 cm) timber.
- The driver's safety is guaranteed by the protective front screen.

Hard Top

G2 (6x6 models only)

715002394



- The hard top provides a 116 gal (440 L) cargo box.
- Locking secures your belongings.
- The cover raises assisted by gas cylinders.

Cargo Box Pool

G2L (6x6 models only)

715005256



- Transforms the flatbed into a large capacity cargo box for increased loading possibilities.
- Made of durable formed HDPE and shaped to maximize cargo space.
- Allows access to vehicle's water-resistant rear compartment.
- Designed for perfect fit and easy installation.

Tailgate Extension/Divider

G2 (6x6 models only)

715002017



- The sturdy tailgate extension provides a 10" (25 cm) extension to the cargo space.
- Thanks to the longer cargo bed, even large loads pose no problem.
- With the help of LinQ quick locks, the extension also acts as a solid space divider for the cargo bed.


Tarpaulin


G2 (6x6 models only)


715002416





- Fitted to cover all of the items in your cargo box thoroughly.
- Prevents splash from entering cargo box.
- Easily removable for quick access.

18 Gal (70 L) Utility Box	G2 (6x6 models only)	715001999
	<ul style="list-style-type: none"> • Wherever you go and whatever you do, this handy 18 Gal (70 L) utility box is your mobile storage. • The lid keeps your equipment safe from the elements in all conditions. • Slides under the flatbed with handles for easy access. 	


Cargo Box Net	G2 (6x6 models only)	715001371
	<ul style="list-style-type: none"> • Solid net designed to hook to the bottom of the cargo box for secure and compact confinement of your cargo. 	

Tailgate Limiter Kit	G2 (6x6 models only)	715002080
	<ul style="list-style-type: none"> • 2 L-shape brackets that hold the tailgate open horizontally. • Keeps tailgate flush with the rest of the flatbed for longer oversized cargo. 	

Soft Storage Bag	G2, G2L, G2S	715003759
	<ul style="list-style-type: none"> • 3-section bag. • Transport gear in a weatherproof bag. • 11.8 gal (45 L) capacity soft cargo bag designed with vehicle's rack in mind to maximize potential storage. • LinQ Luggage Rack (715001734) is required for G2S. 	

Storage 2.6 Gal (10 L) Bag	269502121
	<ul style="list-style-type: none"> • Roll-top dry bag for fully protecting your cargo from the elements. • Fits in rear compartment of your vehicle.

CAN-AM WINDSHIELDS

Deluxe Fairing	G2 (except X mr & 6x6), G2L	<ul style="list-style-type: none"> ■ 715001232 • Black ■ 715000935 • Yellow 2000 ■ 715001231 • Red Viper 	<ul style="list-style-type: none"> ■ 715002479 • Light Grey ■ 715006125 • Squadron Green ■ 715007073 • Tundra Green
	<ul style="list-style-type: none"> • Innovative, richly featured wind protection. • Quick tool-less removal once base brackets are mounted on handlebar. • Two cup holders. • Ready for GPS mounting kit. • Optional mirrors and auxiliary lighting. • Requires low, high or extra high windshield. • Tapered Handlebar Adapter Kit is required for vehicles with 1 1/8" (28 mm) tapered aluminum handlebars. 		

Camo Decals for Black Deluxe Fairing <i>(Not illustrated)</i>	Deluxe Fairing	<ul style="list-style-type: none"> ■ 715002976 • Mossy Oak Break-Up Country Camo ■ 715001684 • Next G-1 Vista Camo
<ul style="list-style-type: none"> • Camo pattern perfectly matches your camo vehicle. 		

Tapered Handlebar Adaptor Kit <i>(Not illustrated)</i>	Deluxe Fairing	715002470
<ul style="list-style-type: none"> • Required to install Deluxe Fairing on an Outlander X-TP and on any vehicle equipped with 1 1/8" (28 mm) tapered aluminum handlebars. 		

Extra High Windshield

Deluxe Fairing

715000936

- 16" (41 cm) windshield provides the ultimate protection against the elements while touring.
- For wind protection and winter applications.
- Tool-less installation and replacement.

High Windshield

Deluxe Fairing

715001211

- 11" (28 cm) high, for wind protection and winter applications.
- Tool-less installation and replacement.

Low Windshield

Deluxe Fairing

715001227

- 6" (15 cm) windshield allows you to keep your vehicle looking sporty while giving you some protection from the elements and the possibility of enjoying directional lighting.
- Tool-less installation and replacement.

ACCESSORIES**Auxiliary Windshield Lighting**

Deluxe Fairing

715003115

- 2 premium LED spots for Deluxe Fairing for both increased output and directional lighting.
- 1,800 lumens.
- 2 x 10W LED Cree light kit.
- Long-range illumination up to 350' (107 m), drawing less than 1 amp per light.

Deluxe Mirror Kit

Deluxe Fairing

715002353

- Improved mounting system.
- Wide rear view.
- Perfect fit with your Deluxe Fairing.

WINDSHIELD KITS**Extra High Windshield Kit**

G2, G2L, G2S (except X mr models)

715003023

- Made of polycarbonate with integrated vent to reduce air turbulence and rumble noise at high speeds for a quieter and smoother ride.
- Quick tool-less removal once base brackets are mounted on handlebar.
- Fits straight and tapered handlebars.
- Improved design for enhanced rigidity.
- Steering Cover (709400939) is required for XT and Mossy Oak models.
- 16" (41 cm) windshield.
- For ultimate wind protection and winter applications.

High Windshield Kit

G2, G2L, G2S (except X mr models)

715006382

- Made of polycarbonate with integrated vent to reduce air turbulence and rumble noise at high speeds for a quieter and smoother ride.
- Quick tool-less removal once base brackets are mounted on handlebar.
- Fits straight and tapered handlebars.
- Improved design for enhanced rigidity.
- Steering Cover (709400939) is required for XT and Mossy Oak models.
- 11" (28 cm) windshield.
- For wind protection and winter applications.

Low Windshield Kit

G2, G2L, G2S (except X mr models)

715003021



- Made of polycarbonate with integrated vent to reduce air turbulence and rumble noise at high speeds for a quieter and smoother ride.
- Quick tool-less removal once base brackets are mounted on handlebar.
- Fits straight and tapered handlebars.
- Improved design for enhanced rigidity.
- Steering Cover (709400939) is required for XT and Mossy Oak models.
- 6" (15 cm) windshield.
- Allows you to keep your vehicle looking sporty while giving you some protection from the elements.

HANDLEBARS & MIRRORS

Handlebar Wind Deflectors

G2, G2L, G2S

- **715000525** • Black / Yellow
- **715000537** • White / Black
- **715001706** • Black / Black
- **715000733** • Yellow / Black
- **715003811** • Can-Am Red / Black

- **715003812** • Manta Green/Black
- **715003813** • Orange / Black
- **715003814** • Octane Blue / Black
- **715006117** • Squadron Green / Black
- **715006118** • Viper Red / Black



- Rugged injected plastic construction with Can-Am logo.
- Include removable cap for air flow adjustment.
- Mounting kit sold separately.

Passenger Wind Deflectors

G2 and G2L (MAX models only)

715001669



- These wind deflectors fit on the passenger handles and provide greater comfort while riding.
- Easy to install and remove.

Full Wrap Aluminum Mounting Kit

G2, G2L, G2S

715001378



- Lightweight black die cast aluminum construction.
- Includes complete hardware.
- Handlebar wind deflectors sold separately.

Short Aluminum Mounting Kit

G2, G2L, G2S

715001379



- Lightweight black die cast aluminum construction.
- Includes complete hardware.
- Handlebar wind deflectors sold separately.

Mirror Kit for Handlebar Wind Deflectors

Handlebar Wind Deflectors

860200080



- Do not fit with Full Wrap Aluminum Mounting Kit (715001378).
- Sold in pairs.

Aluminum Tapered Handlebar

G2, G2L, G2S

715000550



- 7/8" - 1 1/8" (22 mm - 28 mm) tapered handlebar made of 6061-T6 aluminum.
- Includes all hardware, center steering foam and cover.

Xt Handlebar Protector Kit

G2, G2L

703100352

- Not compatible with Mud Strap (715003053).

Mirrors Left - 3/8" (10 mm)

G2, G2L, G2S

709400406

- True vision surface 5" x 3" (13 cm x 8 cm).
- Matte finish.
- Stem includes 3/8" (10 mm) thread.
- Bracket (715000190) is required for installation on DS 450.
- Bracket not required for installation on Outlander and Renegade.

Mirrors Right - 3/8" (10 mm)*(Not illustrated)*

G2, G2L, G2S

709400523

- True vision surface 5" x 3" (13 cm x 8 cm).
- Matte finish.
- Stem includes 3/8" (10 mm) thread.
- Bracket (715000190) required except for vehicles with right hand brake.

Handlebar Mirrors

G2, G2L, G2S

715005366

- Adjustable handlebar mounted convex mirrors.
- The convex surface allows improved visibility with a wider field of view.
- Doesn't require a windshield or fairing to be mounted.

SEATS

Driver Backrest

G2 2015 & up, G2L (MAX models only, except 6x6 models)

715003942

G2L (except MAX models)

715003941

G2 (except 6x6 & MAX models)

715003940

G2 (6x6 models only, except Max)

715003611

- Provides the rider's back with that extra support that makes riding that extra mile way more comfortable.
- Adjusts horizontally to match the driver's height and preference.
- Mounts and locks in firmly onto the vehicle.

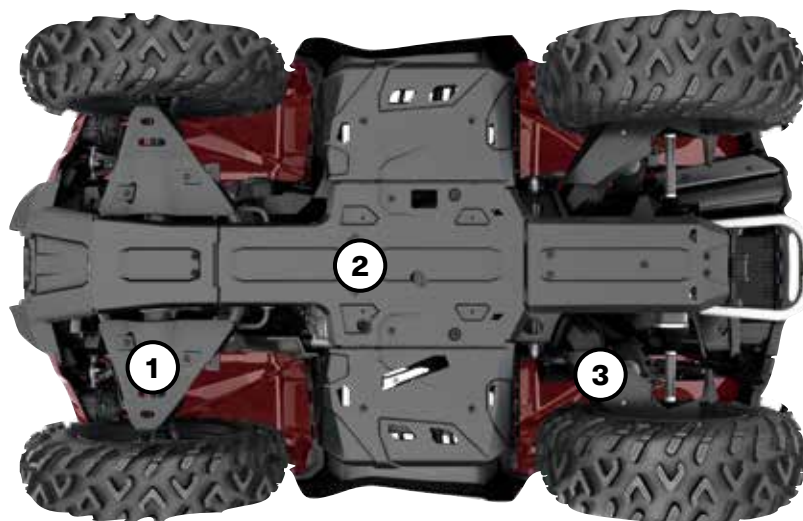
Outlander Max Passenger Seat Kit

G2 2015 and up, G2L (MAX models only)

715002373

- Perfect to replace used or damaged passenger seat.

HMWPE SKID PLATES



Our Plastic Plates glide smoothly and silently over obstacles, offering great protection in rough terrain. Made of 1/4" (6 mm) thick abrasion-resistant thermoformed High Molecular Weight Polyethylene (HMWPE).

- Lighter than aluminum.
- High impact strength.
- Superior stress crack resistance.

OUTLANDER, RENEGADE									
G2					G2L			G2S	
2016 & PRIOR		2017-2018		2019 & UP				2017-2018 MODELS	2019 & UP
Except MAX & X mr 1000R models	MAX & X mr 1000R models only	Except Max & X mr 1000R models	MAX & X mr 1000R models only	Except MAX & X mr 1000R models	MAX & X mr 1000R models only	Except MAX models	MAX models only		


HMWPE SKID PLATE PROTECTION KIT

715004214	715004215	715004209	715004210	715004806	715004807	715004211	715004212	715004213	715004809
-----------	-----------	-----------	-----------	-----------	-----------	-----------	-----------	-----------	-----------

INDIVIDUAL HMWPE SKID PLATES

① A-Arm Protectors	715002924	715002924	715002924	715002924	715004822	715004822	715002924	715002924	715002924	715004822
② Underbelly Plates <i>Footwell portion not compatible with Renegade X mr</i>	715002926	715002927	715002926	715002927	715002926	715002927	715002928	715002929	715002974	715002974
③ Trailing Arm Protectors	715002925	715002925	715003466	715003466	715004823	715004823	715003466 (2015 to 2020 models only)	715003466 (2015 to 2020 models only)	715003466	715004823

ALUMINUM SKID PLATES



For ultimate durability and strength, all our Aluminum Skid Plates are made with $\frac{3}{16}$ " (4.5 mm) thick High Strength 5052 H32 Aluminum.

- Ultimate durability.
- High strength.

	OUTLANDER							
	G2				G2L			
	2016 & PRIOR		2017-2018		2019 & UP		ANY YEAR	
Except MAX & X mr 1000R models	MAX & X mr 1000R models only	Except MAX & X mr 1000R models	MAX & X mr 1000R models only	Except MAX & X mr 1000R models	MAX & X mr 1000R models only	Except MAX models	MAX models only	
ALUMINUM SKID PLATE PROTECTION KIT								
	715002137	715002138	715004197	715004198	715004804	715004805	715004199	715004200
INDIVIDUAL ALUMINUM SKID PLATES								
① A-Arm Protectors	715001667	715001667	715001667	715001667	715004820	715004820	715001667	715001667
② Front Skid Plate	715000926	715000926	715000926	715000926	715000926	715000926	715001906	715001906
③ Central Skid Plate	715002078	715002078	715002078	715002078	715002078	715002078	715002078	715002078
④ Footwell Protector Plates	715000922	715000922	715000922	715000922	715000922	715000922	715000922	715000922
⑤ Trailing Arm Protectors	—	—	715003741	715003741	715004821	715004821	715003741 (2015 to 2020 models only)	715003741 (2015 to 2020 models only)
⑥ Rear Differential Protectors	715000920	715000920	715000920	715000920	715000920	715000920	715000920	715000920
⑦ Rear Skid Plate	715002028	715002029	715002028	715002029	715002028	715002029	715002028	715002029

ALUMINUM SKID PLATES

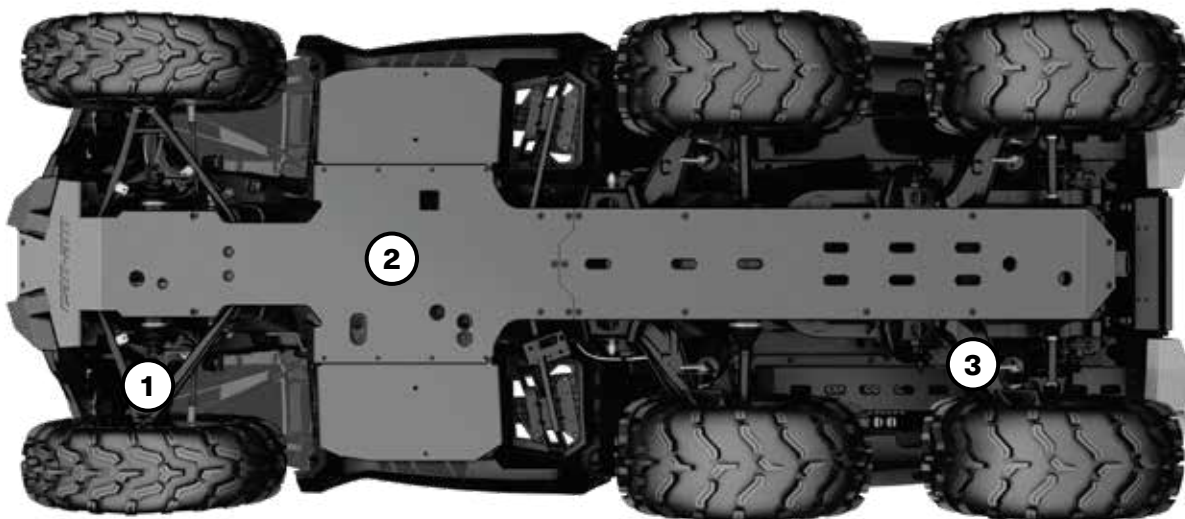


For ultimate durability and strength, all our Aluminum Skid Plates are made with $\frac{3}{16}$ " (4.5 mm) thick High Strength 5052 H32 Aluminum.

- Ultimate durability.
- High strength.

	RENEGADE		
	G2S		
	2016 & PRIOR	2017-2018	2019 & UP
ALUMINUM SKID PLATE PROTECTION KIT			
<i>Not compatible on X mr models</i>	715002139	715004201	715004808
INDIVIDUAL ALUMINUM SKID PLATES			
② A-Arm Protectors	715001667	715001667	715004820
② Front Skid Plate	715000925	715000925	715000925
③ Central Skid Plate	715002078	715002078	715002078
④ Footwell Protector Plates <i>Not compatible on X mr models</i>	715001359	715001359	715001359
⑤ Trailing Arm Protectors		715003741	715004821
⑥ Rear Differential Protectors	715000920	715000920	715000920
⑦ Rear Skid Plate	715002028	715002028	715002028

HMWPE & ALUMINUM SKID PLATES



Our Plastic and Aluminum Plates glide smoothly and silently over obstacles, offering great protection in rough terrain.

HMWPE

Made of ¼" (6 mm) thick abrasion resistant thermoformed High Molecular Weight Polyethylene (HMWPE).

- Lighter than aluminum.
- Superior stress crack resistance.
- High impact strength.

ALUMINUM

Made with High Strength ⅜" (4.5 mm) thick 5052 H32 Aluminum.

- Ultimate durability.
- High strength.

	OUTLANDER 6X6			
	G2 6x6			G2L 6x6
	2016 & PRIOR	2017 - 2018	2019 & UP	ANY YEAR
INDIVIDUAL HMWPE SKID PLATES				
① HMWPE A-Arm Protectors	715002924	715002924	715004822	715002924
② HDPE Full Underbelly Skid Plate	715003646 (Except MAX)	715003646	715003646 (Except MAX)	715005259 (MAX Only)
	715003647 (MAX Only)	715003647	715003647 (MAX Only)	
③ HMWPE Trailing Arm Protectors	715002925	715003466	715004823	715003466 (2020 models & prior only)
INDIVIDUAL ALUMINUM SKID PLATES				
① Aluminum A-Arm Protectors	715001667	715001667	715004820	715001667
② Aluminum Full Underbelly Skid Plate				
③ Aluminum Trailing Arm Protectors		715003741	715004821	715003741 (2015 to 2020 models only)

BUMPERS & GUARDS

BUMPERS

Expedition Front Bumper

G2, G2L (except X mr models)

715007233

- Made of 1.5" profiled steel tubes for complete protection of the vehicle's front.
- Protects and doesn't obstruct the vehicle's headlights.
- Integrated mounting spots for lights.
- Inside and outside anticorrosion coating with a durable powder coat finish.

Expedition Rear Bumper

G2, G2L (except X mr models)

715007234

- Made of 1.5" profiled steel tubes for complete protection of the vehicle's rear.
- Protects and doesn't obstruct the vehicle's taillights.
- Inside and outside anticorrosion coating with a durable powder coat finish.
- G2 base and DPS rear bumper installation requires 705008164 and 705008165.

XT Front Bumper

G2

715004837

- Provide additional protection against obstacles.
- Tough and durable, can be added on base Outlander model to convert vehicle into XT model.
- Standard on XT, XT-P, Mossy Oak and Limited models.
- Large tube construction with textured black finish and metal corners.

XT Rear Bumper

G2

715004920

- Provide additional protection against obstacles.
- Tough and durable, can be added on base Outlander model to convert vehicle into XT model.
- Standard on XT, XT-P, Mossy Oak and Limited models.
- Large tube construction with textured black finish and metal corners.

XT Front Bumper

G2L

715001910

- Winch compatible.
- Large tube construction.
- Protects vehicle against obstacles.
- Standard on XT models.

XT Rear Bumper

G2L

715001911

- Large tube construction.
- Protects vehicle against obstacles.
- Standard on XT models.

Extreme Front Bumper

G2

715001286*

G2L

715004279

- Ultra-sturdy build.
- Enhances front-vehicle protection.
- Compatible with XT Front Bumper.
- Fits the Apache™ 360 Track System (when side panels are removed).

*Not compatible with Front Hitch.

Complete Rancher Protection Kit

G2, G2L
(except X mr & 6x6 models)

715003463



- These heavy-duty bumpers and fender guards are designed to pull double duty: protect your ATV and anything it comes in contact with, while also enhancing the look of your ATV.
- Made tough and designed to deliver a rugged appearance, together they offer front, rear and full side protection for farmer, rancher and forestry applications.
- Requires Body Side Protector Extensions (715003460) for installation on MAX models.
- This kit includes:
 - Rancher Front Bumper (715003461).
 - Rancher Rear Bumper (715003462).
 - Body Side Protector (715003459).

Rancher Front Bumper

G2, G2L (except X mr models)

715003461



- The low front end protection and plates allow you to use your ATV within cattle herds and guard the safety of both the vehicle and the animals.
- The flat front portion facilitates gently prodding cattle or pushing light objects, e.g. closing a fence.
- The full frontage coverage extends to provide an extra layer of defense to your headlights and radiator.
- Inside and outside anti-corrosion coating with durable powder coat finish.
- Not compatible with track systems, plows and front hitch.

Rancher Rear Bumper

G2, G2L (except 6x6 models)

715003462



- Ideal for using your ATV within cattle herds and guarding the safety of both the vehicle and the animals.
- Coverage extends to provide an extra layer of defense to your tail lights.
- Inside and outside anti-corrosion coating with durable powder coat finish.
- Not compatible with track systems.

Renegade Extreme Front Bumper

G2S

715002469



- Enhanced vehicle front protection.
- Required as a mounting point for Radiator Relocator (715001929).

GUARDS

Body Side Protector

G2, G2L, with Rancher bumpers
(except X mr & 6x6 models)

715003459

G2 with XT bumpers
(except 6x6 models)

715004940*

G2L with XT bumpers
(except X mr & 6x6 models)

715003614



- The heavy-duty fender guard designed to pull double duty, protecting your ATV and also enhancing the look of your ATV.
- Made tough and designed to deliver a rugged appearance, this fender guard offers full side protection for farmer, rancher and forestry applications.
- Built of durably bold 1.25" (3 cm) diameter steel-tube construction, with inside and outside anti-corrosion coating with durable powder coat finish.
- Not compatible with Self Clearing Footwell.
- XT Front and Rear Bumpers or Rancher Front and Rear Bumpers are required for installation.
- Requires Body Side Protector Extensions (715003460) for installation on MAX models.

**Not compatible with Front and Rear Rancher bumpers.*

Body Side Protector Extensions

(Not illustrated)

G2, G2L (MAX models only)

715003460

- This specially designed extension for the Body Side Protector is made specifically to fit and seamlessly integrate into the look of Outlander MAX models.

Mud Flaps

G2 (with stock fender flares)

715007089



- Keeps mud, snow and debris out of cargo area and protects trailer and vehicles behind you.
- Adds aesthetic appearance to your vehicle.
- Requires stock fender flare.
- Sold in pairs.

Fender Flares	G2 2012-2018 (except with 30" tyres) (except 6x6 models)	715001764*
	G2 2019 & up (with 30" tyres) (except 6x6 models)	715004250**
	G2L	715001909***
	G2L European vehicles only 2015 & up	715004487



- Kit designed to deliver extra protection from dirt and debris, therefore a must if you enjoy riding in the mud.
- Made of injected plastic that hugs your vehicle fenders perfectly.
- Gives vehicle added flair for that rugged cool look.
- Includes front and rear extensions and all mounting hardware.

**Comes stock on G2 models 2019 & up (except X mr models).*

***Standard on G2 X mr 1000R.*

****Not compatible with European vehicles.*

Fender Flare Extensions	G2 (except 6x6 models)	715005111*
	G2L	715003615**



- Block terrain debris from kicking up onto you as you ride or damaging your vehicle thanks to these extra-large Fender Flare Extensions, which also include mud flaps for added protection from mud/snow, especially when riding with track kits.
- Made of High Molecular Weight Polyethylene (HMWPE) for advanced abrasion resistance.
- Include front and rear extensions.

**Must be used with Fender Flare for G2 (715001764).*

***Must be used with Fender Flare for G2L (715001909).*

Fender Flares	G2S (except X mr models)	705012695
----------------------	--------------------------	------------------



- Integrated extended Fender Flares for sporty look and full body protection from dirt and water.
- Include front and rear extensions and all mounting hardware.

Flatbed Protection Tubes	G2 (6x6 models only)	715002030
---------------------------------	----------------------	------------------



- Bolt-on bumpers for the sides of the 6x6 flatbed.
- Protect the exterior plastic components of the flatbed from rocks, trees and other obstacles when traversing enclosed areas or loading cargo onto the bed.

Flatbed Protection Tubes	G2L (6x6 models only)	715005266
---------------------------------	-----------------------	------------------



- Bolt-on bumpers for the sides of the 6x6 flatbed.
- Protect the exterior plastic components of the flatbed from rocks, trees and other obstacles when traversing enclosed areas or loading cargo onto the bed.

LIGHTS & ELECTRICAL

ESSENTIAL Heavy-Duty Seat Cover

G2, G2S, G2L

715007212



- Heavy-duty materials to cover and protect the seat.
- Abrasion- and tear-resistant.
- Simply installs by stretching around the original seat; the elastic holds the cover securely in place.

Heated Grips & Thumb Throttle Combo



G2, G2L, G2S (except 2020 & up models equipped with 850 engine and 2019 & up models with 1000R engine, T Category models)

715003250
 Not compatible with Intelligent Throttle Control (ITC)

G2, G2L, G2S (2020 & up models equipped with 850 engine and 2019 & up models with 1000R engine, T Category models)

715008739
 Compatible with Intelligent Throttle Control (ITC)

- LED dimmer facilitates reading temperature settings.
- 4 temperature settings with individual controls for thumb and grips.
- Returns to previous heat setting.
- One-touch shutdown.
- Wiring Cable is required for installation on G2L models only.

Wiring Cable (Not illustrated)

G2L

710004567

- Required for installation of Heated Hand Grips & Throttle Combo.

Heated Visor Outlet

G2, G2L

715001246



- Strategically positioned on vehicle to maintain your agility.
- Optional visor outlet that delivers fog-free riding.
- Quick and easy installation.
- Sold individually.
- Heated Visor not included.

Heated Passenger Grips & Visor Outlet

G2, G2L (MAX models only)

715001926



- Replace your stock passenger handles.
- Dual temperature switch integrated into seat arm for 3-zone heated handles and grips.
- Heated visor outlet integrated into seat arm.

USB Power Outlet Kit

G2, G2L, G2S

219400510



- Recharges your electronic devices while riding* (smartphone, MP3, heating gear, etc.).
- Dual port USB connectors.
- The power outlet is not capable of recharging all device types while riding.

Seat Heater

G2, G2S, G2L

715007211



- 25 W seat heater delivers chill-free riding comfort.
- One temperature only.
- Heated pad and electrical harness only.
- Durable seat cover (715007212) is required for the installation.

Electronic Device Holder	G2, G2L (except 6x6 & X mr models)	715004919
	<ul style="list-style-type: none"> Robust injected-polypropylene construction allows for the right fit and easy installation. Adjustable unit safely holds smartphones or small tablets with a length or width measuring between 2.9" (7.5 cm) and 5.1" (13.0 cm) with or without protective case. Integrated storage (0.6 gal / 2.1 L). 	<ul style="list-style-type: none"> Guiding wire grooves to pass charging cable through the lid. Possibility of relocating 12V power outlet or installing USB outlet in storage compartment (USB power outlet sold separately). Not compatible with windshields and Snorkel Kit.
3.5" (9 cm) LED Lights (2 X 14W) LED Driving Lights	G2, G2L	715003666
	<ul style="list-style-type: none"> 14W LED lights producing 1,260 lumens each. Equipped with 6 high power LEDs in a heavy-duty die cast aluminum housing. Features 2 attachment points — if one attachment point fails due to a collision, rotate to the next channel point and re-mount the light. 	<ul style="list-style-type: none"> Sold in pairs. EC compliant. Spot lens for a narrow and long light beam spread, ideal when driving at higher speeds. Expedition Front Bumper (715007233) and Light Power Cable (715007275) required for installation.
3.5" (9 cm) LED Lights (2 X 14W) LED Flood Lights	G2, G2L	715003665
	<ul style="list-style-type: none"> 14W LED lights producing 1,260 lumens each. Equipped with 6 high power LEDs in a heavy-duty die cast aluminum housing. Features 2 attachment points — if one attachment point fails due to a collision, rotate to the next channel point and re-mount the light. 	<ul style="list-style-type: none"> Sold in pairs. EC compliant. Flood lens for a wide light beam spread, ideal for working applications like plowing or for cornering, dusty or foggy riding conditions. Expedition Front Bumper (715007233) and Light Power Cable (715007275) required for installation.
10" (25 cm) Double Stacked LED Light Bar (60 Watts)	G2, G2L	715002933
	<ul style="list-style-type: none"> Equipped with 12 5W Cree LEDs. 5,400 lumens. Rugged and waterproof. Packs a big punch for its size. 	<ul style="list-style-type: none"> EC compliant. Expedition Front Bumper (715007233) and Light Power Cable (715007275) required for installation.
Light Power Cable <i>(Not illustrated)</i>	G2, G2L	715007275
<ul style="list-style-type: none"> Required for installation of the 10" (25 cm), 15" (38 cm) single and double stacked LED light bars, and the 4" (10 cm) round LED lights. 		
Bluetooth Handlebar Soundbar by Mtx	G2, G2L, G2S	219400840
	<ul style="list-style-type: none"> Bluetooth speaker with the unbeatable convenience of fingertip control. Rugged IP66-rated weather-resistant speaker designed for outdoor use. Driven by 150 watts of quality audio power. Seamless integration and operation from Bluetooth enabled devices. 	<ul style="list-style-type: none"> Includes input, ground and ignition wires, plus auxiliary port and 3.5" (8.89 cm) connector cable. Not compatible with XT Handlebar Protector Kit. EC compliant. <p><i>Note: We recommend you use 320 Kbps MP3 - 192-256 Kbps AAC or AIFF, WAV formats to match the potential of the speaker. More compressed formats will probably have degraded sound quality.</i></p>
Multi Position Light Mount Kit	G2, G2L, G2S	715004274
	<ul style="list-style-type: none"> Multi-position plastic clamps that fit on various tubing sizes: 0.75" (19 mm) to 1.5" (38 mm). Required for the installation of the 2" (5 cm) Square LED Lights (2 x 10W). Kit includes tube clamp mounts and power cables. 	
Baja Designs High Beam Kit	G2	715004284
	<ul style="list-style-type: none"> Thanks to their direct bolt-on and plug-and-play installation right into the original high beam location, upgrading from your stock high beam lights to these powerful Baja Designs Squadron Pro LED Lights becomes child's play. Each spot is equipped with 4 Cree LEDs producing 4,900 lumens at 40 watts. Driving/Combo light pattern for smooth blend of light for both near field applications and distance. 	

2" (5 cm) Square LED Lights (2 X 10 Watts)

G2, G2L, G2S

715004293

- 2 x 900 lumens 10W LED Cree light kit.
- Long-range illumination up to 350' (107 m), drawing less than 1 amp per light.
- Multi-Position Light Mount Kit is required for installation.
- Not EC compliant.

Auxiliary Windshield Lighting

Deluxe Fairing

715003115

- 2 premium LED spots for Deluxe Fairing for both increased output and directional lighting.
- 1,800 lumens.
- 2 x 10W LED Cree light kit.
- Long-range illumination up to 350' (107 m), drawing less than 1 amp per light.

RAM[®] LED Spotlight

G2, G2L, G2S

710005423

- 540 lumens LED light (9W) heavy-duty spotlight standard-equipped with 1" (2.5 cm) diameter rubber-coated double ball and socket system.

Center Console Day Light

G2S (except X mr)

715000691

- Mountable on top end of center console.
- Enhances look of vehicle.

Jump Starter**715005062**

- IPX3 water-resistant and enclosed output ports.
- 4 LED battery indicators for easy read on battery charge level.
- Compact design, will conveniently fit in your backpack, glove box or any other storage compartment.
- 2.4A + 1A/5V USB ports for fast charging of all USB devices.
- Smart cable provides protection against reverse polarity, short circuit, low voltage, high temperature and reverse charging.
- Built-in LED light (3 modes).
- Content: 300CA jump starter, SA858 smart cable clamp, MC-USB to USB charging cable, travel bag, user manual.
- Not EC compliant.

Quick Connect Battery Cable

715005408



- Quickly and easily connect and charge different items with your charger.
- Included in the Battery Charger/Maintainer (715005061).
- Sold individually.

Quick Connect Cable with Battery Indicator

715006055



- Quickly and easily connect and charge different batteries with your charger.
- 3-color LED indicator provides constant battery health indication.
- Sold individually.

Garmin[†] Montana[†] 680t GPS

G2, G2L, G2S

715002830



- Rugged and waterproof, the Montana 680T is element-proof.
- 4" (10.2 cm) dual-orientation, sunlight-readable touchscreen and glove-friendly touchscreen display, to give you vivid colors and high-resolution images.
- 8-megapixel autofocus camera automatically geotags photos.
- Tracks both GPS and GLONASS satellites for improved positioning and typically faster fixes.
- Preloaded TOPO maps, plus 1-year BirdsEye Satellite Imagery subscription.
- 3-axis compass with barometric altimeter.
- Specific GPS cradle included (vehicle mounting kit required).
- Includes a preloaded map for US.

**EC compliant.*

**Includes preloaded European recreation maps.*

GPS RAM[†] Mount for Handlebar

G2, G2L, G2S

715001985



- Convenient bracket for installing the Garmin Montana GPS (not included) onto your unit's handlebar.

Digitally Encoded Security System (D.E.S.S.) Green Key

G2, G2S (2018 & up)

710005232



- Anti-theft technology, Digitally Encoded Security System (D.E.S.S) key snaps on easily on the vehicle and provides riders easy and quick starts every time.
- The key communicates with the vehicle wirelessly so the vehicle starts only when the key code matches the vehicle, for ultimate peace of mind.
- The Programmable D.E.S.S. Key can also be programmed to 3 modes:
 - Work mode: Limits vehicle speed to 40 kph (25 mph) but does not limit engine torque.
 - Normal mode: Limits vehicle speed to 70 kph (44 mph) and 50% torque reduction.
 - Performance mode: No restrictions.

WINCHES

CAN-AM HD WINCHES

Can-Am HD 2500 Winch

G2, G2L

715006414



- Heavy-duty four-way roller fairlead.
- Ergonomic clutch handle.
- Rugged all-steel gears and bushings provide more torque and longer life.
- Automatic 100% load-holding brake.
- Sealed solenoid for all-weather protection.
- Wired Remote Control sold separately.
- Plug-and-play wiring and attachment brackets.
- Weather-sealed handlebar-mounted switch.
- Pulling strength capability of 2,500 lb (1,134 kg).
- 50 ft. of $\frac{3}{16}$ " (15.2 m of 4.8 mm) wire steel cable.
- EC-compliant.
- Wire harness (715002453) required for G2L.

Can-Am HD 3500 Winch

G2, G2L

715006415



- Heavy-duty four-way roller fairlead.
- Ergonomic clutch handle.
- Rugged all-steel gears and bushings provide more torque and longer life.
- Automatic 100% load-holding brake.
- Sealed solenoid for all-weather protection.
- Wired Remote Control sold separately.
- Plug-and-play wiring and attachment brackets.
- Weather-sealed handlebar-mounted switch.
- Pulling strength capability of 3,500 lb (1,588 kg).
- 50 ft. of $\frac{3}{16}$ " (15.2 m of 4.8 mm) wire steel cable.
- EC-compliant.
- Wire harness (715002453) required for G2L.

WARN[†] VRX WINCHES

WARN VRX 25 Winch

G2, G2L, G2S

715006107



- Extreme IP68-rated waterproof sealing keeps the elements out.
- Durable all-metal construction.
- Black powder-coated finish and stainless-steel fasteners for corrosion resistance.
- Robust new clutch design based on 70+ years of WARN 4WD hub lock know-how.
- Handlebar-mounted rocker control.
- Load-holding brake for great control.
- Smooth and reliable all-metal three-stage planetary gear train.
- Limited lifetime warranty (mechanical), 3-year warranty (electrical).
- Pulling strength capability of 2,500 lb (1,134 kg).
- 50 ft. of $\frac{3}{16}$ " (15 m of 4.8 mm) wire steel cable.
- Roller fairlead.
- Wire harness (715002453) required for installation.
- Winch mounting plate is required for G2S.
- EC-compliant.

WARN VRX 35 Winch

G2, G2L, G2S

715006108



- Extreme IP68-rated waterproof sealing keeps the elements out.
- Durable all-metal construction.
- Black powder-coated finish and stainless-steel fasteners for corrosion resistance.
- Robust new clutch design based on 70+ years of WARN 4WD hub lock know-how.
- Handlebar-mounted rocker control.
- Load-holding brake for great control.
- Smooth and reliable all-metal three-stage planetary gear train.
- Limited lifetime warranty (mechanical), 3-year warranty (electrical).
- Pulling strength capability of 3,500 lb (1,361 kg).
- 50 ft. of $\frac{7}{32}$ " (15 m of 5.5 mm) wire steel cable.
- Roller fairlead.
- Wire harness (715002453) required for installation.
- Winch mounting plate is required for G2S.
- EC-compliant.

WARN VRX 35-S Winch

G2, G2L, G2S

715006109



- Extreme IP68-rated waterproof sealing keeps the elements out.
- Durable all-metal construction.
- Black powder-coated finish and stainless-steel fasteners for corrosion resistance.
- Robust new clutch design based on 70+ years of WARN 4WD hub lock know-how.
- Handlebar-mounted rocker control.
- Load-holding brake for great control.
- Smooth and reliable all-metal three-stage planetary gear train.
- Limited lifetime warranty (mechanical), 3-year warranty (electrical).
- Pulling strength capability of 3,500 lb (1,361 kg).
- 50 ft. of $\frac{3}{16}$ " (15 m of 4.8 mm) synthetic rope.
- Cast aluminum fairlead.
- Wire harness (715002453) required for installation.
- Winch mounting plate is required for G2S.
- EC-compliant.

WINCHES ACCESSORIES

Wireless Remote Control

WARN Winches

715002542



- The system is quick and easy to install, thanks to a wiring harness with an integrated antenna and all necessary mounting hardware.
- The system allows you to operate your winch from anywhere within a 50' (15.2 m) radius, increasing your recovery options.
- All components are weatherproof.

Wired Remote Control

Can-Am WARN Winches 2020 & prior

715006378

Can-Am HD Winches 2021 & prior (715006414 & 715006415)

715006555

Can-Am HD Winches 2021 & up (715008140 & 715008141)

715008121



- This kit allows winch owners to add the hand-held remote to their winch.
- This kit allows winch owners to add the handheld remote to vehicles with a stock winch.
- Works in conjunction with the mini-rocker switch.
- Wired Remote & Remote Socket included.
- EC-compliant.

Winch Accessories Kit

715002409



- Get the most out of your winch.
- Double your pulling power, change your pulling direction and keep your winch in proper working order.
- Includes tree straps, snatch block, shackle and winching gloves.

WARN Hawse Fairlead

WARN Winches

715007698



- Double powder-coated construction.
- Required to use the Synthetic Winch.
- Cable (715004254) on WARN winches.
- To be used with synthetic winch cables only.

Roller Fairlead

WARN Winches

715007699

Can-Am HD Winch

710007459



- Features top, bottom and side rollers for less cable wear and smoother operation from any direction for easier winching.

Hook with Safety Latch & Strap Kit

Can-Am HD Winches

705014949



- Heavy-duty winch-rope hook with stainless steel snap.
- Includes a nylon safety strap.

Replacement Wire Rope – Can-Am HD

705014983

705014984



- Play it safe, always carry a replacement wire rope.
- 2,500 lb (1,134 kg) pulling strength with 50 ft of 3/16" (15.2 m of 4.8 mm) wire rope for 705014983.
- 3,500 lb (1,588 kg) pulling strength with 50 ft of 7/32" (15.2 m of 5.5 mm) wire rope for 705014984.

Replacement Wire Rope – ATV WARN Winches**715006256**

- Play it safe, always carry a replacement wire rope.
- 3,500 lb (1,588 kg) pulling strength.
- 50 ft. of 7/32" (15.2 m of 5.5 mm) aircraft grade steel wire.

Synthetic Winch Cable

ATV WARN Winches

715004254

- Easier to manipulate than steel cable.
- Replaces the original cable on any factory installed WARN winch or sold as an accessory by BRP.
- Kit includes synthetic rope and rock guard sleeve.
- Always use with the new Hawse Fairlead (715007698).
- 50 ft. (15.2 m) of 3/16" (15.2 m of 4.8 mm) synthetic rope.
- 3,500 lb (1,588 kg) pulling strength.

Winch Mounting Plate

G2S

715000927

- Adds functionality to your Renegade.
- Fits Can-Am winches by WARN.

Winch Wire Harness*(Not illustrated)*G2 2021, G2S 2021,
G2L 2020 & prior**715002453**

- Required plug-and-go wiring to install WARN winch only.
- Not required for Can-Am HD winches.

Hardware Adapter Kit*(Not illustrated)*

Deluxe Fairing

715003477




- Required to install WARN Winch Kit (715008137, 715008138, 715008139) on 2016 and up models.
- Required to install Can-Am HD 2500 Winch (715008140) and Can-Am HD 3500 Winch (715008141) on G2L 2017 and up models.

HITCHES

HITCHES**Rear Hitch**G2, G2L (except 6x6 models),
G2S**715001925**




- E-coat finish.
- Fixed hitch ball mounting bracket.
- Provides fixed mounting point for trailer ball to provide vehicle with towing capabilities.
- This hitch offers 1,300 lb (590 kg) of towing capacity.
- Hitch ball not included.

HITCHES ACCESSORIES

Rear Receiver Hitch	G2S 2012 with 800R or 1000 engines G2S 2013 & up, G2L & G2	715005186
	<ul style="list-style-type: none"> • E-coat finish. • Does not affect ground clearance. • Trailer ball not included. • On 4X4 use, this hitch offers 1,500 lb (680 kg) of towing capacity. • On 6x6 use, this hitch offers 1,654 lb (750 kg) of towing capacity. • Compliant with European T regulations. • Not compatible with G2L models with Rear Skid Plates. 	
Front Receiver Hitch	G2	715000921
	<ul style="list-style-type: none"> • Front receiver hitch for Outlander with or without a winch. • This hitch offers 1,300 lb (590 kg) of towing capacity. • Allows you to maneuver your trailer easily in tight, confined areas. • Hitch bar sold separately. • Not compatible with Extreme Front Bumper, Rancher Bumper and ProMount Plows. 	
Rubber Receiver Plug	705204503	
	<ul style="list-style-type: none"> • Rubber cap for 2" (5 cm) hitch receiver. 	

PERFORMANCE

PERFORMANCE

Renegade Snorkel Kit	G2S (2020 & prior) G2S (2021 & up)	715006000 715007083
	<ul style="list-style-type: none"> • Comprehensive kit. • Extended air intakes and CVT exhaust. • CVT outlet integrates into pod cover. • Ideal for muddy conditions. 	
Renegade Radiator Relocator Kit	G2S	715001929
	<ul style="list-style-type: none"> • Relocates radiator to top mount position. • Prevents cooling performance loss in muddy conditions. • Uses existing radiator. • Includes support, hardware and hoses. • Engineered for easy cooling system bleeding and maintenance. • Radiator not included. • Renegade Extreme Front Bumper (715002469) required for installation (except X mr). 	
Mud Strap	G2, G2L, G2S	715003053
	<ul style="list-style-type: none"> • Convenient sturdy grab-handle. • Lets drivers redistribute their weight for improved traction in demanding conditions. • Not compatible with XT Handlebar Protector Kit (703100352). 	

Radiator Protector

G2, G2S (except G2S with 500 engine)

715001744



- Metal shield that mounts over radiator face, providing protection from stones and branches.

Outlander Snorkel Kit

G2 2015 & up, G2L (except X mr & 6x6 models)

715005999

G2 (2012-2014 only)

715001730



- Comprehensive kit.
- Extended air intakes and CVT exhaust.
- CVT outlet integrates into pod cover.
- Must be installed on a vehicle without XT Handlebar Protector Kit.
- Ideal for muddy conditions.
- Not compatible with windshields.

Outlander Snorkel Kit

G2 (X mr models only), G2L (X mr models only)

715002518



- Comprehensive kit.
- Extended air intakes and CVT exhaust.
- CVT outlet integrates into pod cover.
- Must be installed on a vehicle without XT Handlebar Protector Kit.
- Ideal for muddy conditions.
- Not compatible with windshields.
- Raised horn only.
- Provides higher intake.
- For best fit and finish, appropriate gauge support is required.

Outlander Radiator Relocator Kit

G2, G2L (except 6x6 models)

715001930



- Relocates radiator to top mount position.
- Prevents cooling performance loss in muddy conditions.
- Uses existing radiator.
- Includes support, hardware and hoses.
- Engineered for easy cooling system bleeding and maintenance.
- Radiator not included.

X mr Traction Plates

G2 (MAX models only), G2L

715001752



- Provide extra foot grip for driver when riding in extreme mud conditions.
- Help driver maintain ideal riding position to maximize vehicle traction.
- Made of aluminum.
- Not meant for a passenger.

Self-Clearing Footwells

G2 2015 & up, G2L

715004759



- Made from aluminum.
- Replace original footwells.
- Feature large evacuation ports to avoid mud and snow accumulation in footwells.
- Aggressive design for improved traction.
- Not compatible with Body Side Protectors.
- Sold in pairs.

Footpeg Kit

G2, G2L

715001131



- Provides maximum integrated grip and more stability during vigorous riding.
- Kick-up end generates added grip during hard cornering.
- Made of aluminum.
- Sold in pairs.

Foam Air Filter by Twinair[†]

G2, G2S, G2L

715001333



- Maximizes performance by increasing air flow throughout RPM range.
- Maintenance-friendly, i.e., just wash, re-oil and re-use after riding in severely dusty/muddy environments.

Heavy-Duty Springs

G2 2012-2018 (Base model, DPS, XT, X mr with 650 engine only & Limited - except 6x6) G2S (Base model with 500 & 570 engines only)
 G2L (Except Mossy Oak, PRO, 6x6 and X mr models)
 G2 2012-2018 (Base model, DPS, XT & X mr with 650 engine only - except 6x6) G2S (Base model with 500 & 570 engines only)
 G2 2019 (Base, DPS & XT models - except 6x6)

715003199 • Front

715007203 • Front

715003200 • Rear

715005159 • Front & Rear



- Heavy-duty springs provide enhanced stiffness.
- Perfect for snow clearing and hauling heavy loads.
- Improves handling and helps prevent accidental overturns.
- Sold in pairs.
- Standard on Outlander Pro and Mossy Oak models.

Front Shock Covers

G2, G2L, G2S

715000301



- Feature ventilation holes.
- Offer added protection in rough terrain and weather conditions.
- Sold in pairs.

YOSHIMURA

Yoshimura Slip-On Exhaust – Outlander

G2 (except 6x6 models)

715005480



- Made from 304-grade stainless steel.
- Better sounding, better looking and lighter than stock muffler.
- USDF/USDA approved spark arrester.
- NON EPA compliant (for racing application only).
- Not EC compliant.
- Fuel injection system tuning not required.
- Not compatible with CARB & T Category models 2018 and up.

Yoshimura Slip-On Exhaust – Renegade

G2S 2012 & up (except 570 engine and X mr models)

715005481



- Made from 304-grade stainless steel.
- Better sounding, better looking and lighter than stock muffler.
- USDF/USDA approved spark arrester.
- NON EPA compliant (for racing application only).
- Not EC compliant.
- Fuel injection system tuning not required.
- Not compatible with CARB & T Category models 2018 and up.

EMERGENCY ACCESSORIES

Emergency Kit

715006102 (Excludes first aid kit)

715006103



- Complete emergency kit provides all essential equipment and supplies to get out of most unfavorable situations powersport enthusiasts may find themselves in.
- Includes jumper cables, air compressor, tyre-repair kit, first-aid kit, ratchet tie-down, duct tape, 3,300 lb (1,500 kg) tow strap, zip-ties and cloth rags.

COVERS, DECALS & ADD-ONS

Trailer Covers



- Heavy-duty canvas made of UV-resistant solution-dyed polyester.
- Protect windshield and colored panels from abrasion.
- All high-abrasion areas are reinforced with a double canvas layer.
- Opening for fuel cap access.
- Weather-resistant trairling cover protects your vehicle during transportation.
- Quick and easy installation.
- Designed to perfectly fit your vehicle with or without Can-Am accessories.

G2 (except MAX models)
G2 (MAX and X mr 1000R models only)
G2L (except MAX models)
G2L (MAX models only)
G2S (except X mr models)

715001737
715001736
715002026
715002025
715000683

Storage Covers



- Weather-resistant storage covers.
- For vehicle storage only.
- UV-resistant solution-dyed polyester construction.
- Quick and easy installation.
- Designed to perfectly fit your vehicle with or without Can-Am accessories.

G2, G2L, G2 X mr (except 1000), G2L X mr, G2S, G2S X mr
G2, G2L (MAX and Xmr 1000R models only)
G2 (6x6 models only)
G2, G2L (except MAX models)
G2 MAX, G2 X mr 1000, G2L MAX

715001720
715001668
715002492
■ 715001597 • Mossy Oak Break-Up Country Camo
■ 715001735 • Mossy Oak Break-Up Country Camo

Flag



- Make sure everyone knows what you're riding.
- Perfect for the dunes and new riders.
- 8-ft. (2.4 m) length.
- Includes flag mount (715000127).

■ **715000277** • Yellow

Flag Mount

(Not illustrated)

715000127

Bolt-On⁺ Retractable Ratcheting Tie-Downs



- Perfect for transporting your powersport vehicle or securing loads.
- Mounts easily: Bolts on any flat surface (e.g., truck bed or frame).
- 1" x 6' (2.5 cm x 1.8 m) tie-down strap with heavy-duty stitching that delivers a 500 lb (226 kg) working load strength and 1,500 lb (680 kg) break strength.
- Convenient retractable push button automatically slackens, spools and stores away strap, while the ratchet mechanism tightens the strap snugly to secure your vehicle or load into place.
- Rubber ratcheting handle provides firm grip, and the hook is vinyl coated to protect whatever surface it hooks into.
- Sold in pairs.


295100737


Ratchet Tie-Downs




- 400 lb (181 kg) safe working load.
- 1" x 10' (2.5 cm x 3 m) strap with Can-Am, Sea-Doo, and Ski-Doo logos.
- Deluxe ratchet with rubber handle.
- Coated S hooks.
- Pack of 2.


■ **715008309** • Black/Grey


Heavy-Duty Ratchet Tie-Down	715008308
	<ul style="list-style-type: none"> • 1,000 lb (454 kg) safe working load. • 1.5" x 6' (38 mm x 1.8 m) strap with BRP brands. • Deluxe ratchet with rubber handle. • Black-coated clip hooks. • 12" (300 mm) webbing included. • Pack of two.

Shifter Lock	G2, G2L	715007337
	<ul style="list-style-type: none"> • Secure the vehicle's shifter by locking it in position. • Prevents the vehicle from going into neutral without the lock key. 	

Lockable Gas Tank Cap	G2, G2L, G2S	860200387
	<ul style="list-style-type: none"> • Protects your fuel. • Meets EPA requirements. 	

License Plate Bracket	G2L G2S	715002498 715001401
------------------------------	------------	--------------------------------------


	<ul style="list-style-type: none"> • Provides specific area to install license plate. • Mounts to rear of vehicle. 	
---	--	--


Decal	704901483
<ul style="list-style-type: none"> • 6" x 12 3/4" (15 cm x 32 cm). 	


APACHE TRACK SYSTEMS


NON-STOCKED ITEM, SPECIAL ORDER ONLY.

APACHE TRACK SYSTEMS


Apache Backcountry Track System	G2 (except 6x6 models), G2S, G2L	715003042
	<ul style="list-style-type: none"> • Designed to deliver the best flotation level and deep-snow performance on the market. • Contact patch is 23% bigger than the Apache 360 LT. • Impressive added ground clearance of 7" (18 cm), keeps the vehicle out of deep snow. • Aggressive track design with 2" (5 cm) lug height for maximum traction on snow. • Apache Backcountry Mounting Kit and engine and CVT air intake pre-filters are required. • For winter use only. 	


Idler Wheel Kit	Apache Backcountry Track System (rear tracks only)	860201230 • 141 mm
	<ul style="list-style-type: none"> • Reduces drag and rolling resistance. • Includes 2 wheels, brackets and hardware. • Add up to 2 kits per rear track. • Can extend slider life in hardened snow conditions. 	

Sliders with Vespel[†] Inserts	Apache Backcountry Track System	503194815
	<ul style="list-style-type: none"> • Use DuPont Vespel inserts for less friction. • Longer life. • Can be cut to desired length. • 8 needed per vehicle. • Sold individually. 	

Rail Ice Scratchers	Apache Backcountry Track System	860201728
	<ul style="list-style-type: none"> • Provide additional lubrication in hard and icy conditions. • Rail mounted, small, light. • Design expands on coil concept to allow reversing without damage. • Easily stored when not in use. 	

APACHE 360 & 360 LT

Apache 360 Track System	G2 (except 6x6 models), G2L, G2S	715006323
	<ul style="list-style-type: none"> • Multifunctional tracks perfect for any Can-Am ATV. • Average ground clearance of 16" (41 cm). • 1" (2.5 cm) lugs in the front and 1.25" (3.2 cm) in the back. • Apache 360 & 360 LT Mounting Kit and engine and CVT air intake pre-filters are required. 	

Apache 360 LT Track System	G2, G2L, G2S	715005103
	<ul style="list-style-type: none"> • Multifunctional tracks designed to support heavy loads and to fit on most Can-Am Off-Road vehicles. • Front wheel height adjustment provides enhanced attack angle and better performance over rough terrain when raised or increased contact patch for improved flotation when lowered. • Average ground clearance increase of 4.5" (11.4 cm). • 1" (2.5 cm) lugs in the front and 1.25" (3.2 cm) in the back. • Reliable heavy-duty build. • EC compliant. • Contact patch is 7 to 9% bigger than the Apache 360's. • Apache 360 and 360 LT Mounting Kit, Track DPS. • Module and engine and CVT air intake pre-filters are required. 	

APACHE 360 LT 6X6

Apache 360 LT (6x6) Track System

G2, G2L (6x6 only)

715005104



- Multifunctional tracks designed to support heavy loads and to fit on most Can-Am Off-Road vehicles.
- Front wheel height adjustment provides enhanced attack angle and better performance over rough terrain when raised or increased contact patch for improved flotation when lowered.
- Average ground clearance increase of 4.5" (11.4 cm).
- 1" (2.5 cm) lugs in the front and 1.25" (3.2 cm) in the back.
- Apache 360 LT Mounting Kit, Track DPS Module and Engine & CVT Pre-Filter Kit are required.
- Reliable heavy-duty build.
- EC compliant.
- Exclusively for the Outlander 6x6.
- Recommended for use on snow only.

ATV TRACK SYSTEM FITTING GUIDE

TRACK KIT	VEHICLE	MOUNTING KIT	DPS MODULE (2021 & up)	Pre-Filter
Apache Backcountry 715003042	G2, G2S 2018 & prior & G2L	715004830	715007338	Air Intake Pre-Filter 715004729 + CVT Air Intake Pre-Filter 715003483 <i>Standard on G2 models and G2L PRO model</i>
	G2, G2S 2019 & up	715004796		
Apache 360 715006323	G2, G2S 2018 & prior & G2L	715007207		
	G2, G2S 2019 & up	715007206		
Apache 360 LT 715005103	G2, G2S 2018 & prior & G2L	715007207		
	G2, G2S 2019 & up	715007206		
Apache 360 LT 6x6 715005104	G2 2018 & prior, G2L (6x6 models)	715004991		
	G2 6x6 models 2019 & up	715005105		

APACHE ACCESSORIES

Apache Backcountry Mounting Kit

(Not illustrated)

G2 2018 & prior, G2S 2018 & prior, G2L

715004830

G2 2019, G2S 2019

715004796

- Required for installation of the Apache Backcountry Track System.
- DPS module and pre-filter are required and sold separately.

Track DPS Module

(Not illustrated)

G2, G2L, G2S (models without Intelligent Throttle Control (iTC))

715005243

G2, G2L, G2S (models with Intelligent Throttle Control (iTC))

715007338

- An innovative DPS module that ensures speedometer accuracy and optimized steering assist, which make for perfect track control and riding ease.
- Required to install the Apache and Backcountry Track Systems.

Apache 360 & 360 LT Mounting Kit

(Not illustrated)

G2 2018 & prior (except 6x6 models) G2S 2018 & prior, G2L

715007207

G2 2019 & up (except 6x6 models), G2S 2019 & up

715007206

G2 2018 & prior, G2L (6x6 models)

715004991

G2 (6x6 models 2019 & up)

715005105

- Required to install Apache 360 & 360 LT Track Systems.
- DPS module and pre-filter not included.

Engine Air Intake Pre-Filter

G2, G2L, G2S

715004729



- Adds extra protection to your engine in harsh riding conditions.
- Filter blocks particles larger than 0.005" (0.13 mm).
- Necessary to maintain vehicle warranty when tracks are installed.

APACHE TRACK SYSTEM ACCESSORIES

Cvt Air Intake Pre-Filter

715003483



- Adds extra protection to your engine in harsh riding conditions.
- Filter blocks particles larger than 0.007" (0.19 mm).
- Easy, tool-less installation.
- Necessary to maintain vehicle warranty when tracks are installed.
- Required to install the Apache and Backcountry Track Systems.
- Standard on Outlander 650, 650 X mr, 850, 1000, 1000R engines and G2L PRO.
- Not compatible with Snorkel kits

Self-Clearing Footwells

G2 2015 & up, G2L

715004759



- Made from aluminum.
- Replace original footwells.
- Feature large evacuation ports to avoid mud and snow accumulation in footwells.
- Aggressive design for improved traction.
- Not compatible with Body Side Protectors.
- Sold in pairs.

ProMount PLOWS

NON-STOCKED ITEM, SPECIAL ORDER ONLY.

STEEL PLOWS

Can-Am ProMount Steel Plow Kits – 54" (137 cm) Blade

G2, G2L, G2S

■ **715007753** • Black
■ **715008178** • Yellow



- These kits include:
 - Can-Am ProMount Steel Blade.
 - Push Frame with Quick-Attach System.
 - Mounting Plate.

Can-Am ProMount Steel Plow Kits – 60" (152 cm) Blade

G2, G2L, G2S

■ **715007754** • Black
■ **715008179** • Yellow



- These kits include:
 - Can-Am ProMount Steel Blade.
 - Push Frame with Quick-Attach System.
 - Mounting Plate.

Can-Am ProMount Steel Plow Kits – 66" (168 cm) Blade

G2, G2L, G2S

■ **715007755** • Black
■ **715008180** • Yellow



- These kits include:
 - Can-Am ProMount Steel Blade.
 - Push Frame with Quick-Attach System.
 - Mounting Plate.

Can-Am ProMount Steel Blades – 54" (137 cm) Blade

Fits ProMount Push Frame

■ **715004472** • Black
■ **715005316** • Yellow



- Blades available individually to create your own kit.
- Compatible with Can-Am ProMount Blade accessories to further enhance plow versatility (some plow accessories are not compatible with 54" (137 cm) plows).
- Not compatible with ProMount Drift Cutters, Blade Extensions and Edge Markers.
- Clears 50" (127 cm) when plow is fully angled.
- Blade height of 14.75" (37 cm).

Can-Am ProMount Steel Blades – 60" (152 cm) Blade	Fits ProMount Push Frame	<ul style="list-style-type: none"> ■ 715004202 • Black ■ 715005317 • Yellow
--	--------------------------	---



- Blades available individually to create your own kit.
- Compatible with Can-Am ProMount Blade accessories to further enhance plow versatility.
- Clears 54" (137 cm) when plow is fully angled.
- Blade height of 17" (43 cm).

Can-Am ProMount Steel Blades – 66" (168 cm) Blade	Fits ProMount Push Frame	<ul style="list-style-type: none"> ■ 715006337 • Black ■ 715006338 • Yellow
--	--------------------------	---



- Blades available individually to create your own kit.
- Compatible with Can-Am ProMount Blade accessories to further enhance plow versatility.
- Clears 60" (152 cm) when plow is fully angled.
- Blade height of 17" (43 cm).

Can-Am ProMount Steel Blades – 72" (183 cm) Blade	Fits ProMount Push Frame	<ul style="list-style-type: none"> ■ 715004474 • Black ■ 715006021 • Yellow
--	--------------------------	---



- Blades available individually to create your own kit.
- Compatible with Can-Am ProMount Blade accessories to further enhance plow versatility.
- Clears 66" (168 cm) when plow is fully angled.
- Blade height of 17" (43 cm).

ANGLE PLOWS

Can-Am ProMount Angle Blades – 60" (152 cm) Steel Oneway State Blade	G2, G2L, G2S	715007261
---	--------------	------------------



- Make the job easier with the right tools, clear long alleys and make the task easier by sending the snow further out of the way.
- Wing end of plow measures 25" (63 cm) high and tapers down to 17" (43 cm).
- One-way "winged" state plow designed to throw snow higher.
- Rubber flap designed to keep snow away from the driver.
- Can-Am branded.

Can-Am ProMount Angle Blades – 66" (168 cm) Steel Oneway State Blade	G2, G2L, G2S	715007263
---	--------------	------------------



- Make the job easier with the right tools, clear long alleys and make the task easier by sending the snow further out of the way.
- Wing end of plow measures 25" (63 cm) high and tapers down to 17" (43 cm).
- One-way "winged" state plow designed to throw snow higher.
- Rubber flap designed to keep snow away from the driver.
- Can-Am branded.

Can-Am ProMount Angle Blades – 72" (183 cm) Steel Oneway State Blade	G2, G2L, G2S	715007264
---	--------------	------------------



- Make the job easier with the right tools, clear long alleys and make the task easier by sending the snow further out of the way.
- Wing end of plow measures 25" (63 cm) high and tapers down to 17" (43 cm).
- One-way "winged" state plow designed to throw snow higher.
- Rubber flap designed to keep snow away from the driver.
- Can-Am branded.

ProMount One-Way State Blade Rubber Flap <i>(Not illustrated)</i>		715007299
---	--	------------------

- Allows for more efficient snow projections in various snow conditions.

CAN-AM ProMount FLEX2 PLOWS

Can-Am ProMount Flex2 Plows – 60" (152 cm) Kit

G2, G2L, G2S

715008181



- These kits include:
 - Can-Am ProMount Flex2 Blade.
 - Push Frame with Quick-Attach System.
 - Mounting Plate.

Can-Am ProMount Flex2 Blades – 60" (152 cm) Blade

Fits ProMount Push Frame

715004203



- Plow blade made of UHMWPE, flexible and impact absorbing material prevents damaging your plow when accidental impacts occur.
- Replacable wear blade.
- Large pin designed for easy blade rotation to eliminate snow buildup at pivot point.
- Blade design provides best snow roll-off at any angle.
- Compatible with Can-Am ProMount Blade accessories to further enhance plow versatility.
- Clears 54" (137 cm) when plow is fully angled.

Can-Am ProMount Flex2 Blades – 72" (183 cm) Blade

Fits ProMount Push Frame

715004485



- Plow blade made of UHMWPE, flexible and impact absorbing material prevents damaging your plow when accidental impacts occur.
- Replacable wear blade.
- Large pin designed for easy blade rotation to eliminate snow buildup at pivot point.
- Blade design provides best snow roll-off at any angle.
- Compatible with Can-Am ProMount Blade accessories to further enhance plow versatility.
- Clears 66" (168 cm) when plow is fully angled.

CAN-AM ProMount PLOW ACCESSORIES

Can-Am ProMount Push Frame with Quick-Attach System

G2, G2L, G2S

715007752



- Heavy-duty steel tubes designed to withstand the roughest use.
- Mid-mount carriage provides ultimate push strength and traction.
- Designed for maximum plow lift height.
- Features a self aligning quick-attach system, an easy foot release pedal and an ergonomic handle for plow angle adjustment.
- Plow Roller Fairlead and Plow Limit Switch recommended to extend winch cable lifespan.
- Can-Am ProMount Mounting Plate required for installation.
- Blade swivels left or right, 5 positions.
- Large pin designed for easy blade rotation to eliminate dirt and snow buildup at pivot point.

Can-Am ProMount Mounting Plate

G2, G2L, G2S

715007751



- Required to install the Can-Am ProMount Push Frame with Quick-Attach System.
- Mounting plate precision-designed to stay on year round without compromising ground clearance.
- Fits on ATVs with or without Can-Am Skid Plates.
- Plow Roller Fairlead included.

Can-Am ProMount Push Frame Extension

G2, G2L, G2S

715006257



- 12" (30 cm) push frame extension.
- Required when plow is installed with Apache Track System.

Can-Am ProMount Edge Markers

G2, G2L, G2S

715004206



- Help locate the edges of your plow.
- Height: 24" (60 cm).
- Sold in pairs.
- Compatible with Can-Am ProMount Steel and Flex2 Blades with or without Blade Extensions (except for the Can-Am ProMount Steel 54" (137 cm) Blades).

Can-Am ProMount Drift Cutters	G2, G2L, G2S	715004207
--------------------------------------	--------------	------------------



- Help keep snow in the plow.
- Dimensions: 17" x 13" (43.2 cm x 33 cm).
- Sold in pairs.
- Compatible with Can-Am ProMount Steel and Flex2 Blades with or without Blade Extensions (except for the Can-Am ProMount Steel 54" (137 cm) Blades).

Can-Am ProMount Curved Wear Blade	G2, G2L, G2S	715007791 • 60" (152 cm) 715007792 • 66" (168 cm)
--	--------------	--



- Wear blade designed with a folded back bottom lip.
- The increased surface allows for less digging while plowing uneven surfaces.
- Ideal for snow covered gravel, grass, paver stone and other soft surfaces.

Can-Am ProMount Plastic Wear Blade	G2, G2L, G2S	715004480 • 54" (137 cm) 715004481 • 60" (152 cm) 715004482 • 66" (168 cm) 715004483 • 72" (183 cm)
---	--------------	--



- To help prevent scratches on smooth driveways and markable surfaces.

Can-Am ProMount Blade Extensions	G2, G2L, G2S	■ 715004205 • Black ■ 715005319 • Yellow
---	--------------	---



- Add 3" (8 cm) each side.
- Compatible with Can-Am ProMount Blades (except for Can-Am ProMount Steel 54" (137 cm) Blade).
- Longer Wear Blade can be installed to further extend the extra length already provided by the extensions.
- Compatible with Can-Am ProMount Steel and Flex2 Blades (except for the Can-Am ProMount Steel 54" (137 cm) Blades).

Back Drag Blade	ProMount Plows (60" and more)	715007794
------------------------	-------------------------------	------------------



- ¼ thick steel swivel scraper.
- Lifts up when the vehicle is moving forward so as not to affect the scraping.
- Increased capacity to pull snow.
- More aggressive scraping in reverse mode.
- Lifts the blade off the ground so that it scrapes evenly.
- Adjustable in length for compatibility with 60", 66" and 72" blades.
- Compatible with ProMount blades (Flex and Steel).

Plow Roller Fairlead	G2, G2L, G2S	705009222
-----------------------------	--------------	------------------



- Larger diameter lower roller reduces wear on wire rope for plow application.
- Can be used with all ProMount plows.

Pulley Kit for Alpine Super-Duty Plow	G2, G2L, G2S	715000279
--	--------------	------------------



- Pulley kit to be used in conjunction with the winch when using a snow plow.
- Recommended to increase winch efficiency.
- To be used with the XT Front Bumper.

Synthetic Winch Cable for Plowing

715000540



- Specially designed for plowing applications.
- 8' (2.4 m) section of durable, extra-strong synthetic rope.
- Stands up to repeated, sharp angle pulls used to lift heavy plow blades.
- Temporarily replace your winch rope for plow season to save wear and tear on wire rope.

Plow Limit Switch
(Not illustrated)

G2, G2L, G2S

715004775

- For controlling the cable tension when over raising your plow system.
- Prevents winch, plow push frame and vehicle damage.

Can-Am ProMount Plow Angling System

G2, G2L, G2S

715007801



- Converts your plow system into an easy-to-control unit from the driver's seat.
- Using one hand to control all plow motions will allow you to easily concentrate and manage your plowing tasks.
- Compatible with ProMount Blade.
- Push Frame 715007752 is required.
- Push Frame Extension 715006257 is required for installation with the Front Rancher Bumper.
- Winch and plow sold separately.


TYRES & RIMS

TYRES

Carlisle ACT Tyre	G2 (500-1000 XT models only)	705401333 • Front 705401334 • €€ <hr/> 705501769 • Rear 705501770 • €€
 <ul style="list-style-type: none"> • Front - 26" x 8" x 12". • Rear - 26" x 10" x 12". 		
Carlisle ACT Tyre	G2 (400 XT models only)	705400606 • Front 705400326 • €€ <hr/> 705500933 • Rear 705500598 • €€
 <ul style="list-style-type: none"> • Front - 25" x 8" x 12". • Rear - 25" x 11" x 12". 		
Carlisle ACT HD Tyre	705402562 • Front <hr/> 705502940 • Rear	
 <ul style="list-style-type: none"> • Front - 26" x 8" x 12". • Rear - 26" x 10" x 12". 		
Carlisle Badlands A/R Tyre	G2 (500-1000 Base models only)	705401331 • Front 705401332 • €€ <hr/> 705501767 • Rear 705501768 • €€
 <ul style="list-style-type: none"> • Front - 26" x 8" x 12". • Rear - 26" x 10" x 12". 		
Carlisle Trail Wolf Tyre	G2 (400 Base models only) G2L (450/570)	705402433 • Front 705400607 • €€ <hr/> 705502856 • Rear 705502165 • €€
 <ul style="list-style-type: none"> • Front - 25" x 8" x 12". • Rear - 25" x 11" x 12". 		
ITP TerraCross Tyre	G2 XTP, G2 Limited	705402435 • Front <hr/> 705502858 • Rear
 <ul style="list-style-type: none"> • This smooth-riding tyre will command every bit of traction from the ground while still managing to float across loose snow, sand and mud. • Features extreme-duty construction for improved puncture protection and extra-tough rubber compound for increased tread life. The interlocking tread pattern and wide footprint make it one of the toughest and grippiest radials around. • Not EC compliant. • Front - 26" x 8" x 14". • Rear - 26" x 10" x 14". 		

<p>ITP Holeshoot ATR Tyre</p>	<p>G2S</p>	<p>705400600 • Front 705400475 • C€ 705500926 • Rear 705500820 • C€</p>
	<ul style="list-style-type: none"> • Front - 205/80R12 - 25" x 8" x 12". • Rear - 270/60R12 - 25" x 10" x 12". 	
<p>ITP Mega Mayhem</p>	<p>G2 X mr 570 & 650 2018 & up G2S X mr 570 2018 & up</p>	<p>705402131 • Front 705502645 • Rear</p>
	<ul style="list-style-type: none"> • 1.5" tread depth mud thrower tyres. • Surprisingly smooth ride on hard pack surfaces. • 6-ply rated. • Front - 28" x 9" x 12". • Rear - 28" x 11" x 12". 	
<p>ITP Cryptid Tyre</p>	<p>G2 X mr 850 & 1000R 2018 & up G2S X mr 1000R 2018 & up</p>	<p>705402671</p>
	<ul style="list-style-type: none"> • Graduated lug height and paddle-like shoulder configuration provide maximum side bite for climbing in and out of the mud without compromising ride comfort on trails and hard pack. • 6-ply rated. • 30" x 9" x 14". 	
<p>Gorilla Silverback Tyre</p>	<p>G2 (850 & 1000 models only)</p>	<p>705400962</p>
	<ul style="list-style-type: none"> • AT30X9-14 Gorilla Silverback mud tyre. • Sold individually. • Not EC compliant. • 30" x 9" x 14". 	
<p>Maxxis Mudzilla Tyre</p>	<p>G2 (X mr 570 & 650 models only)</p>	<p>705401391 • Front 705501836 • Rear</p>
	<ul style="list-style-type: none"> • Not EC compliant. • Front - 28" x 8" x 12". • Rear - 28" x 10" x 12". 	
<p>Kenda Klaw MXR Tyre</p>	<p>DS 90 X</p>	<p>V42711DGF01HLL • Front V42712DGF01HLL • Rear</p>
	<ul style="list-style-type: none"> • Front - 20" x 6" x 10". • Rear - 18" x 10.5" x 8". 	

RIMS

<p>14" Rim</p>	<p>G2 DPS, G2 XT, G2 MAX 650, G2 MAX XT, G2 MAX Limited</p>	<p>705401853 • Front 705401852 • Front 705401851 • Front 705502402 • Rear 705502401 • Rear 705502400 • Rear</p>	<ul style="list-style-type: none"> ■ Black and machined ■ Black with clear coat ■ Silver with clear coat ■ Black and machined ■ Black with clear coat ■ Silver with clear coat
	<ul style="list-style-type: none"> • Premium cast aluminum black painted with machining and clear coat rim. • Center hole: 72 mm. • Bolt circle pattern: 4/138 mm. 	<ul style="list-style-type: none"> • Front - 14" x 6.5" offset = 40 mm. • Rear - 14" x 8.5" offset = 50 mm. 	<p><i>Note: Matching Nuts - 250100100 Black, 250100082 Chrome/ Matching Cap - 705400928</i></p>

14" Rim	G2 DPS, G2 XT, G2 MAX Limited, G2 North Edition, G2 MAX North Edition	705402309 • Front	■ Black and machined
		705402222 • Front	■ Black with clear coat
		705402307 • Front	■ Silver with clear coat
		705502770 • Rear	■ Black and machined
		705502702 • Rear	■ Black with clear coat
		705502768 • Rear	■ Silver with clear coat



- Front - 14" x 6.5" offset = 40 mm.
- Rear - 14" x 8.5" offset = 50 mm.

Outlander X mr and Defender Rim	X MR models front and rear wheels	705401848 • Front	■ Black and machined
		705401849 • Front	■ Black



- Cast aluminum rim with trend setting explosive styling so you can ride—and look—like a trailblazer.
- Front - 14" x 6.5" offset = 10 mm.

Note: Matching Nuts - 250100100 Black, 250100082 Chrome/Matching Cap - 705401541

Outlander Rim (Camo Model)	G2, G2L, G2S	705401127 • Front	■ Black with clear coat
		705501493 • Rear	■ Black with clear coat



- Black with clear coat aluminum rim.
- Front - 12" x 6" offset = 41 mm.
- Rear - 12" x 7.5" offset = 51 mm.

12" Beadlock Rim	G2, G2L, G2S	705401678 • Front	■ Black
		705502244 • Rear	■ Black



- Black with clear coat aluminum rim.
- Needs 16 bolts (250000787) for installing the beadlock.
- Choice of beadlock color (not included).
- Front - 12" x 6" offset = 41 mm.
- Rear - 12" x 7.5" offset = 51 mm.

12" Beadlock Ring	G2, G2L, G2S	705401763 • ■ Can-Am Red	705401811 • ■ Orange Crush
		705401810 • ■ Yellow	705401812 • ■ Manta Green



- Cast aluminum beadlock.
- Must be installed on Front Rim (705401678) and Rear Rim (705502244).

Note: Matching Nuts - 250100184 Black, 250100185 Chrome/Matching Cap - 705400928

14" Beadlock Rim	G2	705401594 • Front	■ Black
		705502146 • Rear	■ Black



- Black with clear coat aluminum rim.
- Choice of beadlock color (not included).
- Needs 16 bolts (250000787) for installing the beadlock.
- Front - 14" x 6.5" offset = 41 mm.
- Rear - 14" x 8" offset = 51 mm.

14" Beadlock Ring	G2	705401586 • ■ Manta Green	705401811 • ■ Can-Am Red
		705401702 • ■ Octane Blue	705401812 • ■ Black



- Cast aluminum beadlock.
- Must be installed on Front Rim (705401594) and Rear Rim (705502146).

Note: Matching Nuts - 250100184 Black, 250100185 Chrome/Matching Cap - 705400928

EXPLORE AN ENTIRE WORLD OF ADVENTURE WITH ALL OF OUR BRP PRODUCTS. BRP.COM



ski-doo LYNX SEA-DOO Can-am ROTAX ALUMACRAFT Manitou QUINTREX



CAN-AMOFFROAD.COM



830201336